


## Pack for the sound 'n' at the end of words



**This pack should only be used under the guidance of a Speech and Language Therapist**

Original Concepts by Speech and Language Therapists in Hull and East Yorkshire  
Updated by Rona Gaffney 2015

© Speech and Language Therapy, Humber NHS Foundation Trust





Improving Health  
and Wellbeing

**Humber**  
NHS Foundation Trust



| Name: _____  |  |  |         |                |
|--|--|--|---------|----------------|
| School: _____  |  |  |         |                |
| D.O.B: _____   |  |  |         |                |
| Overall aim(s)   | Where am I now?  | What will I achieve?   | Outcome | Actual Outcome |
| To help the child improve their speech production skills to their full potential           | The child is not using 'n' at the end of words in their speech | The child will be able to produce 'n' correctly at the end of words in sentences during structured therapy activities 80% of the time. |         |                |
| Therapy package: Targets will be reviewed as agreed with the speech and language therapist | Timescale: As agreed with the speech and language therapist    | Factors contributing to outcome: Commitment from adults working with the child and regularity of practice.                             |         |                |

Please work through the following activities. If you have any questions or feel that the targets have been achieved, please contact the speech and language therapist.




# Ladder Game

## How to play

- Cut out ladders and characters
- The child can choose which character they would like to be.
- Put a vowel sound card (e.g. Jolly phonics, or read Write Inc pictures) in front of the letter and if the child correctly pronounces both sounds together, they can climb one space on the ladder
- The aim of the game is to have a race and see who can reach the top of the ladder first





|  |   |
|--|---|
|  | n |
|  | n |
|  | n |
|  | n |
|  | n |
|  | n |
|  | n |
|  | n |
|  | n |
|  | n |



## Lotto Game

- Each player has a lotto board.
- Spread the cards out on the table with the pictures face down so you can't see them.
- Take it in turns to choose a card.
- Say what the picture is, remembering to use your special sound.
- Match the picture to the correct lotto board.
- The winner is the player who gets all the pictures on their board first.
- This game can be played at 3 levels of difficulty (see below). Ask your therapist at which level to play the game.

**LEVEL 1 – (SINGLE WORDS)** Say the words – as above.

**LEVEL 2 – (TARGET WORDS IN PHRASES)** Say the target word in this set phrase “I’ve got the .....

**LEVEL 3 – (TARGET WORDS IN SENTENCES)** Say the target word in your own sentence.



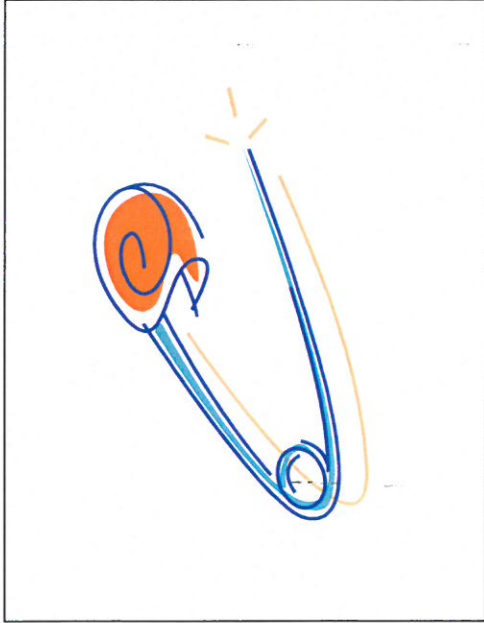




Improving Health  
and Wellbeing



Humber  
NHS Foundation Trust




n at the end of words

Updated by Rona Gaffney 13.08.14

pin, hen, corn, wine, man, tin/can, bin, bun, fan, penguin, sun, pen,

© Speech and Language Therapy, Humber NHS Foundation Trust

[www.humber.nhs.uk](http://www.humber.nhs.uk)











Improving Health  
and Wellbeing



Humber  
NHS Foundation Trust

|  |   |  |
|--|---|--|
|   |   |   |
|  |  |  |

© Speech and Language Therapy, Humber NHS Foundation Trust

[www.humber.nhs.uk](http://www.humber.nhs.uk)













Improving Health  
and Wellbeing



Humber  
NHS Foundation Trust

|  |   |  |
|--|---|--|
|   |   |   |
|  |  |  |








Improving Health  
and Wellbeing



Humber  
NHS Foundation Trust



# Snakes Ladders

## Things you'll need:

- Snakes and Ladders board
- A Dice
- One marker per player (e.g. a counter, a plastic coin)
- 2 or more people

## How to play Snakes and Ladders!

- Place the counters on the board on the **START** square.
- Each player takes it in turns to roll the dice.
- Move your counter the number of squares the dice shows,
- When you get to a square, say the word using good speech
- Continue until a player reaches the **FINISH** square.

**Ladder:** If you land at the bottom of a ladder, move up to the square at the top of the ladder. Continue from there.

**Snake:** If you land on the snake's head, move down the board to the snake's tail and continue from there.



|                |                       |  |  |  |  |                             |
|----------------|-----------------------|--|--|--|--|-----------------------------|
|                |                       |  |  |  |  | <b>FINISH</b><br>WELL DONE! |
|                |                       |  |  |  |  |                             |
|                |                       |  |  |  |  |                             |
|                |                       |  |  |  |  |                             |
| <b>Snakes</b>  |                       |  |  |  |  |                             |
| <b>and</b>     |                       |  |  |  |  |                             |
| <b>Ladders</b> |                       |  |  |  |  |                             |
|                |                       |  |  |  |  |                             |
|                |                       |  |  |  |  |                             |
| <b>START</b>   | n at the end of words |  |  |  |  |                             |

Updated by Rona Gaffney  
13.08.14

pin, hen, bun, pan, penguin, sun, tin/can, nine, corn, ten

