



Pack for time (before, after, yesterday, today, tomorrow, first, next, last)



This pack should only be used under the guidance of a Speech and Language Therapist

Original Concepts by Speech and Language Therapists in Hull and East Yorkshire
Updated by Rona Gaffney 2015

© Speech and Language Therapy, Humber NHS Foundation Trust



Name: _____ D.O.B: _____
School: _____

Overall aim(s)	Where am I now?	What will I achieve?	Outcome	Actual Outcome
To help the child improve their speech production skills to their full potential	The child does not understand and/or use concepts of time (i.e. before, after, yesterday, today, tomorrow, first, next, last)	The child will be able to understand and use concepts of time correctly during structured therapy activities 80% of the time.		
Therapy package: Targets will be reviewed as agreed with the speech and language therapist	Timescale: As agreed with the speech and language therapist	Factors contributing to outcome: Commitment from adults working with the child and regularity of practice.		

Please work through the following activities. If you have any questions or feel that the targets have been achieved, please contact the speech and language therapist.



First, Next and Last

- Cut out the first next last template.
- Cut out each set of 3 pictures and discuss them with the child.
- Cut up the set of sequences into individual cards and discuss them with the child while putting them on the correct place on the first, next and last template.
- Give the child 3 pictures from the same sequence to the child and see if they can place them on the correct position on the template






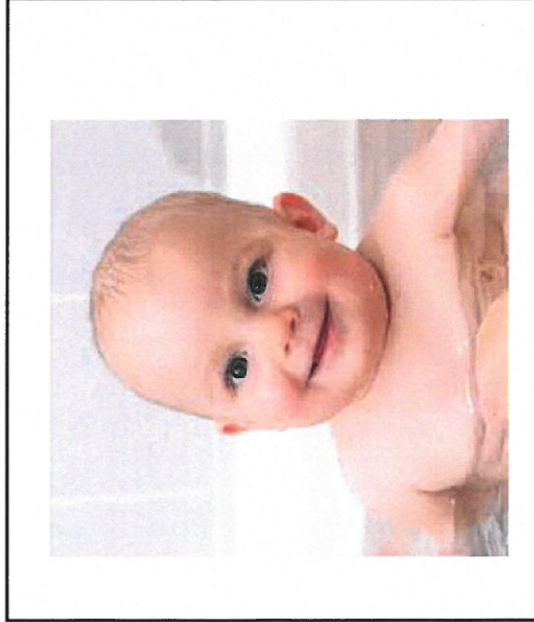




Improving Health
and Wellbeing



Humber
NHS Foundation Trust

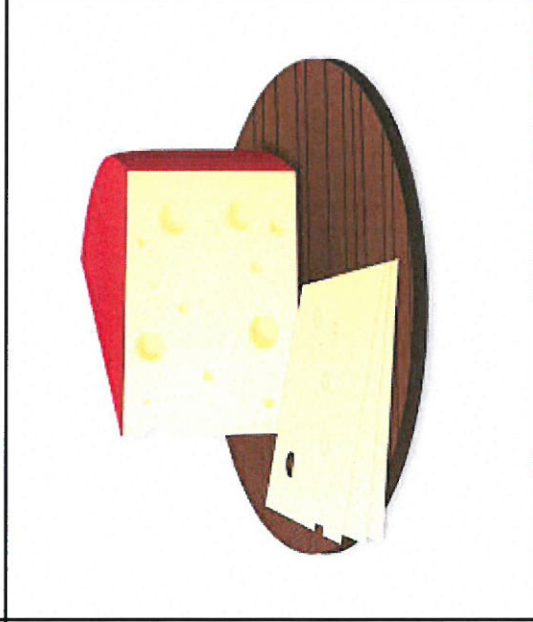



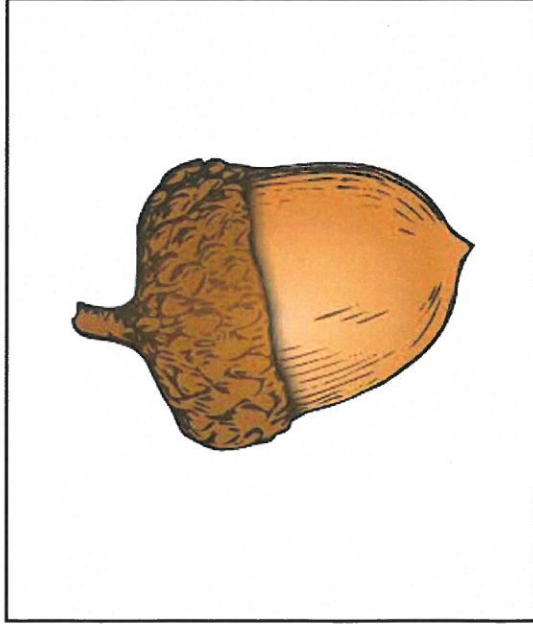



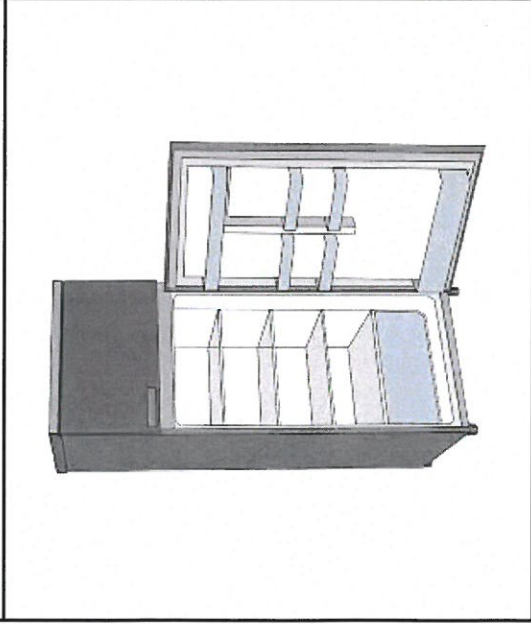



Created by Rona Gaffney 2015

www.humber.nhs.uk

© Speech & Language Therapy, Humber NHS Foundation Trust





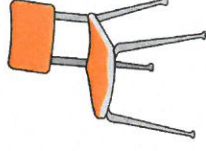
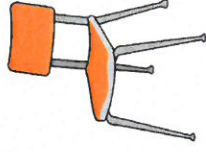
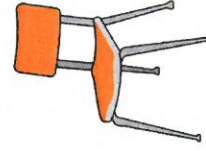
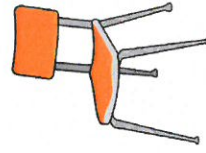
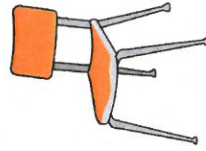


Circle the correct picture...






Circle the last flower



Circle the first chair




Circle the first bus



Circle the correct picture...

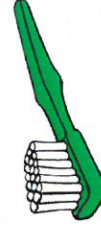

Circle the first house



Circle the first rainbow



Circle the last



Can you.....?

- ◇ Stick your tongue out before you point to your nose
- ◇ Point to the door after pointing to the window
- ◇ Stand up before you scratch your head
- ◇ Hop after you have clapped your hands
- ◇ Put your hand up in the air after you have wiggled your fingers
- ◇ Jump up and down twice after you have turned around

Once the child has understood 'before and 'after' you can make the instructions more complicated e.g.

- ◆ Before you go back to class, I want you to draw me a picture of a 2 blue fish
- ◆ After you have put the paper in the bin, can you please get me a ruler from the classroom

Can the child make up instructions for you?

Can they tell you if you get them right or wrong?



YESTERDAY, TODAY AND TOMORROW

Cut out the days of the week and use them with the child to teach the concept of 'yesterday' 'today' and 'tomorrow' using the calendar on the next page.

Monday

Tuesday

Wednesday

Thursday



Friday

Saturday

Sunday





Yesterday was

Today is

Tomorrow will be

