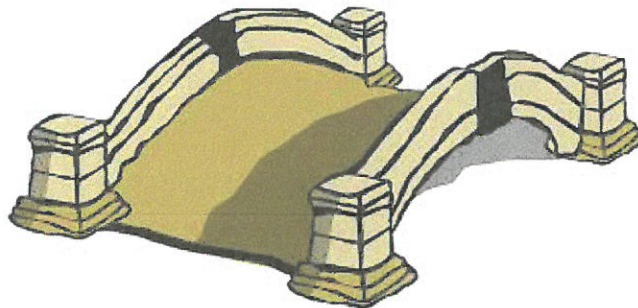


Pack for Adjectives



This pack should only be used under the guidance of a Speech and Language Therapist

Original Concepts by Speech and Language Therapists in Hull and East Yorkshire
Updated by Rona Gaffney 2015





Improving Health
and Wellbeing

Humber
NHS Foundation Trust



Name:
School:

D.O.B:

Overall aim(s)	Where am I now?	What will I achieve?	Outcome	Actual Outcome
To help the child improve their expressive and receptive language skills to their full potential	The child finds it difficult to understand and /or use adjectives (describing words)	The child will be able to describe an object using 2 appropriate adjectives 80% of the time during structured therapy activities. There will be an increase in the child's ability to use adjectives correctly at school/in the home.		
Therapy package: Targets will be reviewed as agreed with the speech and language therapist		Timescale: As agreed with the speech and language therapist		Factors contributing to outcome: Commitment from adults working with the child and regularity of practice.

Please work through the following activities. If you have any questions or feel that the targets have been achieved, please contact the speech and language therapist.



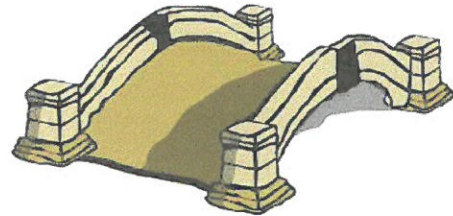
Choose the best describing word

open tall wide cute old beautiful
scary fizzy sharp heavy muddy funny

An _____ door.



A _____ bridge.



A _____ clown.



A _____ kitten.






A _____ drink



A _____ rock.



A _____ princess.






A _____ knife.



A _____ tree.







A _____ monster.	
A _____ puddle.	
A _____ castle.	




Describe the

monsters.....Use as many different words as you can










Describe the

dogs..... Use as many different words as you can











Describe the

bag.....Use as many different words as you can










Describe the

shoe.....Use as many different

words as you can





Feely Bag Game

Put a variety of different objects into a feely bag. Try to find objects that have different textures, shapes etc.

Ask the child to place their hand in the bag and feel for an item and describe it without saying what it actually is.

To make the game easier - allow the child to see the items before they go in the bag and talk about the different words that can be used to describe them.



Updated by Rona Gaffney 2015

© Speech & Language Therapy, Humber NHS Foundation Trust



Find or draw a picture of

A wet umbrella.

An angry boy.

A messy bedroom.



A tall man.

Broken glasses.

An easy sum.

A juicy pear.

Updated by Rona Gaffney 2015

© Speech & Language Therapy, Humber NHS Foundation Trust

