


Pack for regular plurals



This pack should only be used under the guidance of a Speech and Language Therapist

Original Concepts by Speech and Language Therapists in Hull and East Yorkshire
Updated by Rona Gaffney 2015

© Speech and Language Therapy, Humber NHS Foundation Trust





Improving Health
and Wellbeing



Humber
NHS Foundation Trust

Name: School:				D.O.B:	
Overall aim(s)	Where am I now?	What will I achieve?	Outcome	Actual Outcome	
To help the child improve their speech production skills to their full potential	The child is not using 'regular plurals	The child will be able to understand and use regular plurals during structured therapy activities 80% of the time.			
Therapy package: Targets will be reviewed as agreed with the speech and language therapist	Timescale: As agreed with the speech and language therapist	Factors contributing to outcome: Commitment from adults working with the child and regularity of practice.			

Please work through the following activities. If you have any questions or feel that the targets have been achieved, please contact the speech and language therapist.



Plurals

(Activities in bold have resources included in the pack)

Aim 1 – To understand final ‘s’ signals more than 1

a) **Farm Game**

Picture/toy farm and a selection of animals. Tell the child a story

e.g. The horse is in the field, the pigs are in the barn and the ducks are in the pond.... etc.

Encourage the child to listen and put the correct animals (i.e. one or more than one) where you say.

b) **Sharing Game**

Using toys/other children and selection of objects, ask the child to share out the objects

e.g. “Give the shoes to Andrew” “Give the brick to Amy”

c) **Make some simple stencils, e.g. tree, house, duck cloud etc. and make a picture, giving the child instructions,**

e.g. “Draw some trees”.... “Put a duck here”

d) **Animal Game**

Give the child some crayons and tell them to draw a/some stripes or a/some spots.

e) **Get together some items, e.g. gloves, scarves, shoes, socks, hats, toy necklaces/bracelets, ties. Tell the child what to put on**

e.g. “some gloves”...”a hat”...

Aim 2 – To use final ‘s’ to signal more than one

Picture Games

a) **Play ‘pairs’ – turning over each card and saying what’s on the picture.**

b) **Play lotto using one of the sets of cards as a baseboard and the others as the playing pieces**

c) **Play fishing (attach a paper clip to each picture and the child has to catch a picture)**



d) Make a finger puppet. Make the puppet walk to the tree, the cars etc. Can the child tell your puppet where to walk to?

e) **Shopping game**

The child has to ask for what they want. You could make up some shopping cards to match the items you have available.

e.g. some bananas, a cake and some apples

f) Place some cups/beakers face down with contrasting pictures place on top e.g. balloon/balloons, doll/dolls.

The child closes their eyes while you hide a small object underneath. They then have to guess where the item is hidden.

e.g. "Is it under the dolls?" etc

g) Put some objects around the room and/or use items already in the room. If you want to encourage the child to use the correct singular/plural form, then play an i-spy game

e.g. "I spy a cup....some crayons....etc

The child can also try to find the items and then tell you what they have found.






Improving Health
and Wellbeing

Farm Game

NHS
Humber
NHS Foundation Trust



Created by Rona Gaffney 2015

www.humber.nhs.uk

© Speech & Language Therapy, Humber NHS Foundation Trust






Improving Health
and Wellbeing



Humber
NHS Foundation Trust



Created by Rona Gaffney 2015











Improving Health
and Wellbeing



Humber
NHS Foundation Trust



Created by Rona Gaffney 2015



Girl



Doll


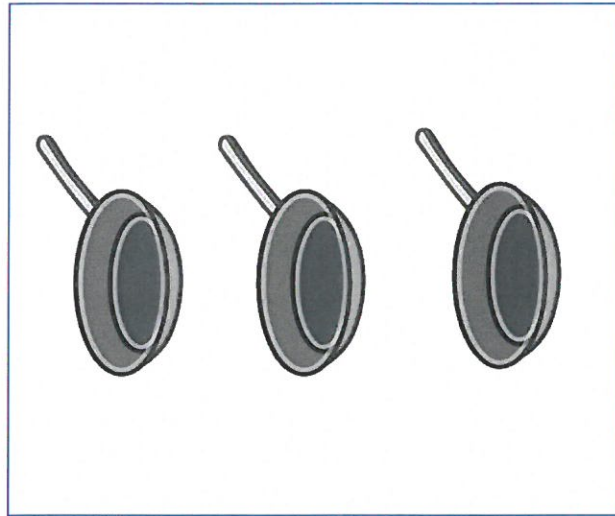
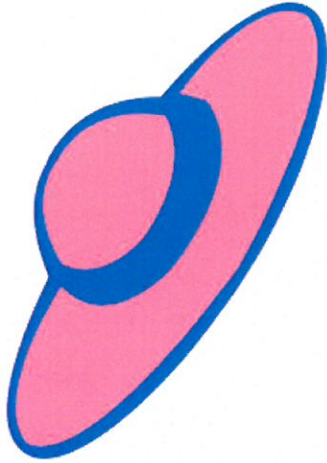
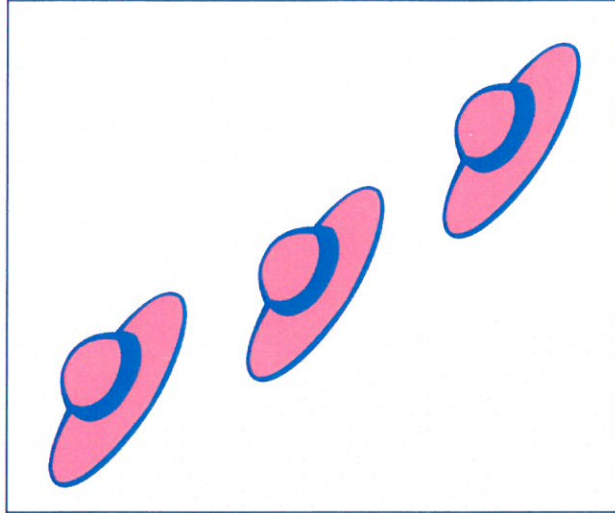
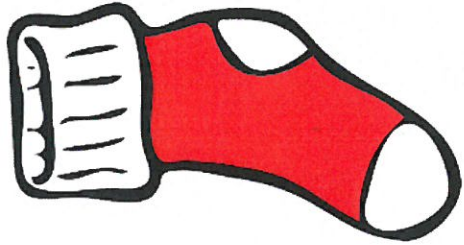



Teddy



Boy
















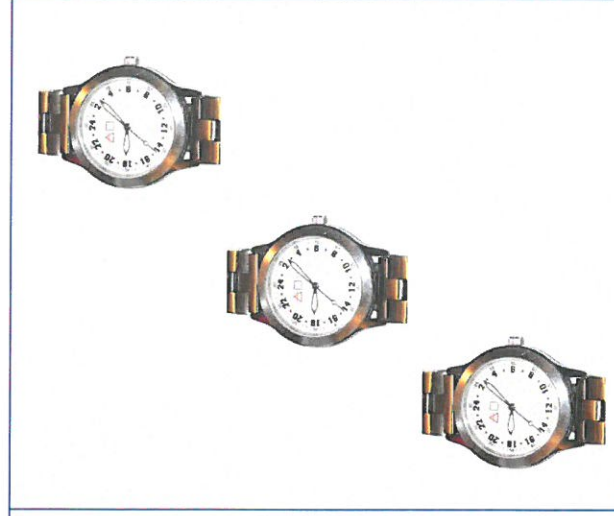


Improving Health
and Wellbeing



Humber
NHS Foundation Trust





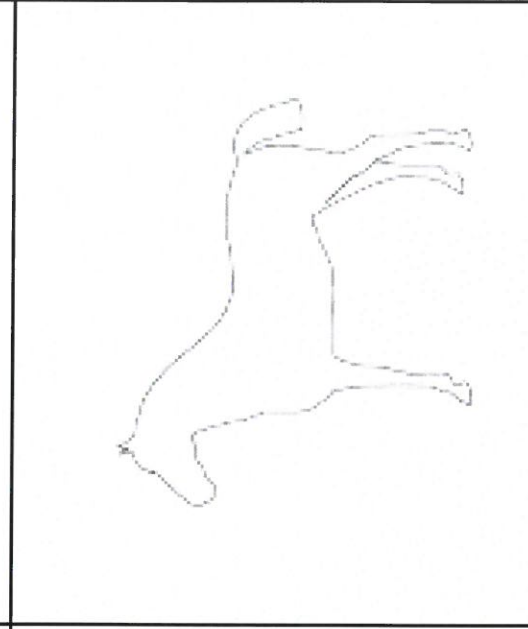

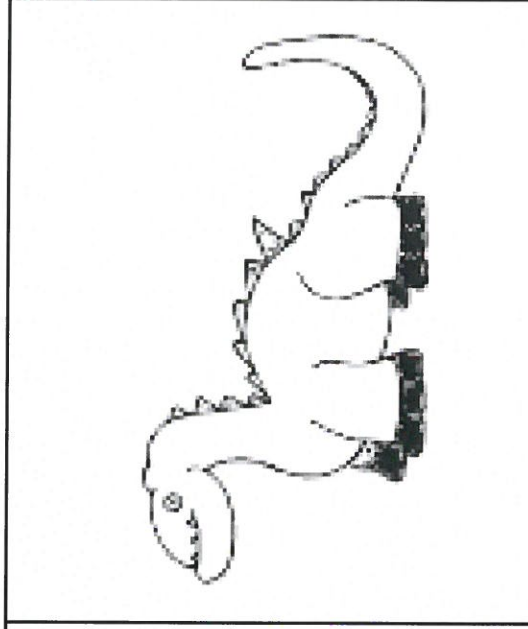




Improving Health
and Wellbeing

Animal Game

Humber
NHS Foundation Trust



Created by Rona Gaffney 2015

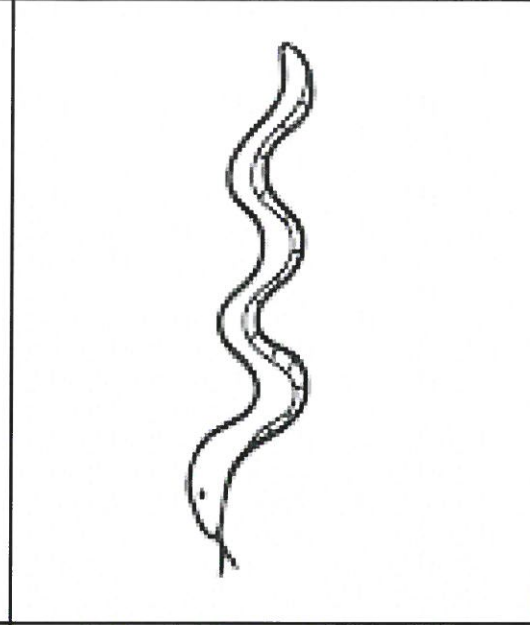
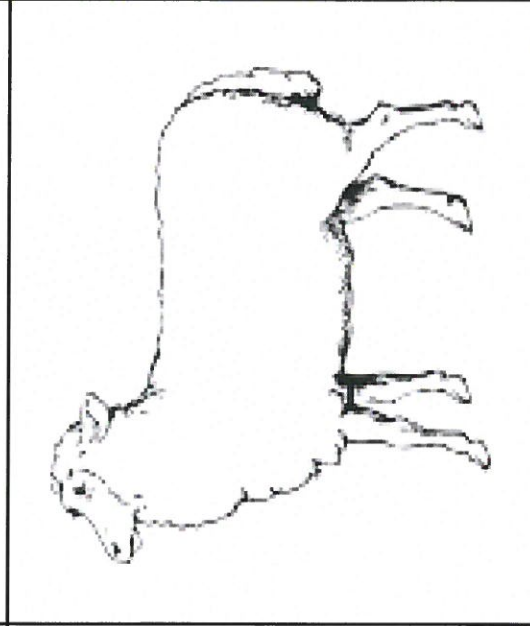







Improving Health
and Wellbeing



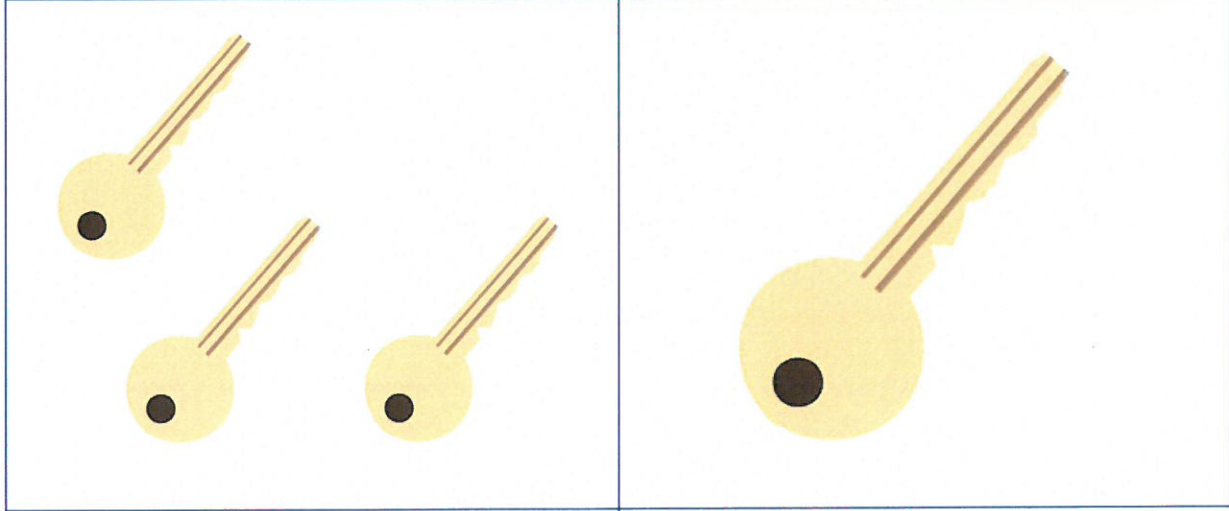



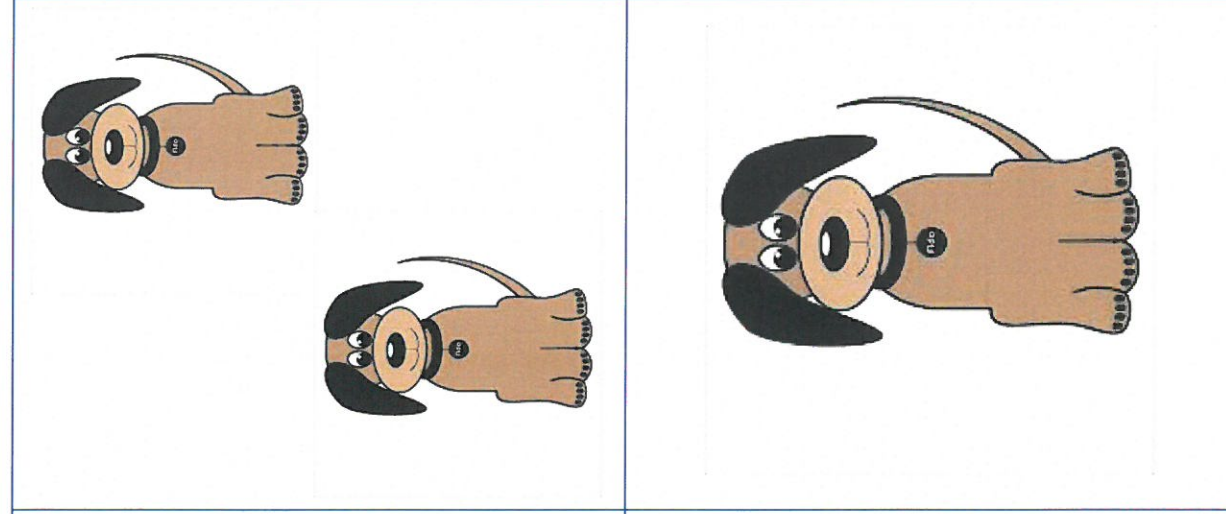



Humber
NHS Foundation Trust


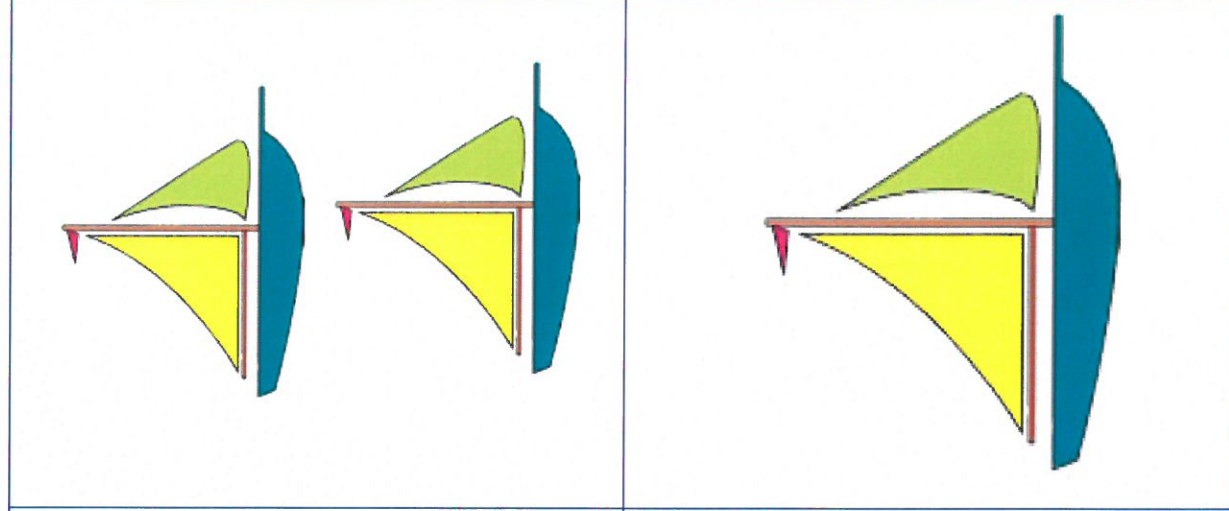




Created by Rona Gaffney 2015



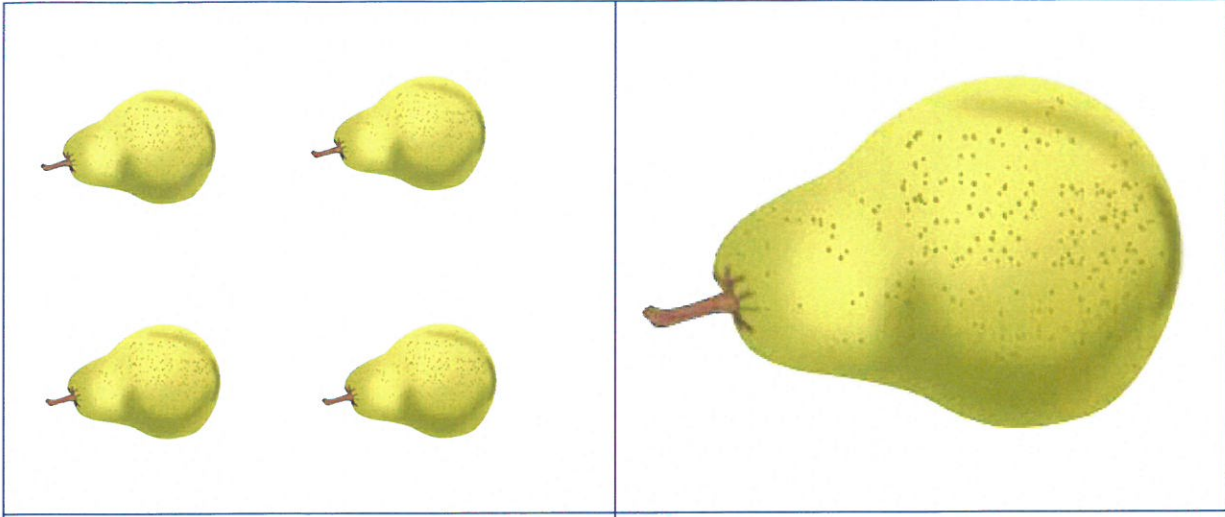









Shopping Game





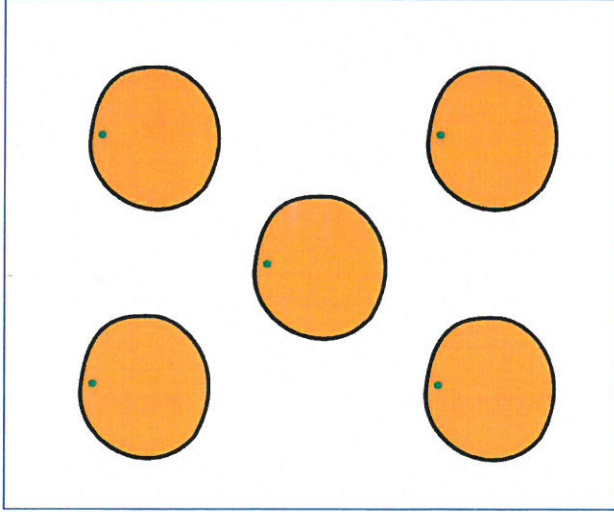






Improving Health
and Wellbeing

NHS
Humber
NHS Foundation Trust









Improving Health
and Wellbeing

NHS

Humber

NHS Foundation Trust



Created by Rona Gaffney 2015

www.humber.nhs.uk

© Speech & Language Therapy, Humber NHS Foundation Trust

