

Pack for the sound 'th' at the end of words



This pack should only be used under the guidance of a Speech and Language Therapist

Original Concepts by Speech and Language Therapists in Hull and East Yorkshire
Updated by Rona Gaffney 2015

© Speech and Language Therapy, Humber NHS Foundation Trust





Name: School:				D.O.B:	
Overall aim(s)	Where am I now?	What will I achieve?	Outcome	Actual Outcome	
To help the child improve their speech production skills to their full potential	The child is not using 'th' words in their speech	The child will be able to produce 'th' correctly at the end of words in sentences during structured therapy activities 80% of the time.			
Therapy package: Targets will be reviewed as agreed with the speech and language therapist	Timescale: As agreed with the speech and language therapist	Factors contributing to outcome: Commitment from adults working with the child and regularity of practice.			

Please work through the following activities. If you have any questions or feel that the targets have been achieved, please contact the speech and language therapist.



Pyramid Game

How to play:

- Start at the bottom of the pyramid, ask the child to say the sound correctly three times, the child can colour in each box they produce correctly.
- If the child is able to produce the sound 3 times, then they may move onto the next square
- Continue the game until they reach the top of the pyramid

Created by Roxanne Parr 2015





Improving Health
and Wellbeing



Humber
NHS Foundation Trust

<i>th</i>	<i>th</i>	<i>th</i>	<i>th</i>
<input type="text"/>	<input type="text"/>	<input type="text"/>	<input type="text"/>
<input type="text"/>	<input type="text"/>	<input type="text"/>	<input type="text"/>
<input type="text"/>	<input type="text"/>	<input type="text"/>	<input type="text"/>

Created by Roxanne Parr 2015

© Speech & Language Therapy, Humber NHS Foundation Trust




www.humber.nhs.uk



Can You...?

Can you get the moth to the light?



Say your special speech sound every time you 'land' on the stepping stones to get to the light. Put a tick on each stepping stone as you go along.



Can You...?

Can you get the wreath to the door?

Say your special speech sound every time you 'land' on the stepping stones to get to the door. Colour in each stepping stone as you go along.



Ladder Game

How to play

- Cut out ladders and characters
- The child can choose which character they would like to be.
- Put a vowel sound card (e.g. Jolly phonics, or read Write Inc pictures) in front of the letter and if the child correctly pronounces both sounds together, they can climb one space on the ladder
- The aim of the game is to have a race and see who can reach the top of the ladder first



th
th
th
th
th
th
th
th



	th
	th
	th
	th
	th
	th
	th
	th



Butterfly Jigsaw

YOU WILL NEED A DICE TO PLAY THIS GAME

Cut out the butterfly pieces with numbers on.

Each player is given a butterfly board with various pictures beginning or ending with your child's target sound.

Take it in turns to shake the dice and find the correct butterfly piece with that number on.

Place the butterfly piece in the correct place on your butterfly board and say the picture you are covering over.
Remember to use your target sound.

The winner is the player who covers all their pictures over first.


This game can be played at 3 levels of difficulty (see below). Ask your therapist at which level to play the game.


LEVEL 1 – (SINGLE WORDS) Say the words you cover over – as above.

LEVEL 2 – (TARGET WORDS IN PHRASES) Say the target word in this set phrase "I've got the"

LEVEL 3 – (TARGET WORDS IN SENTENCES) Say the target word in your own sentence.





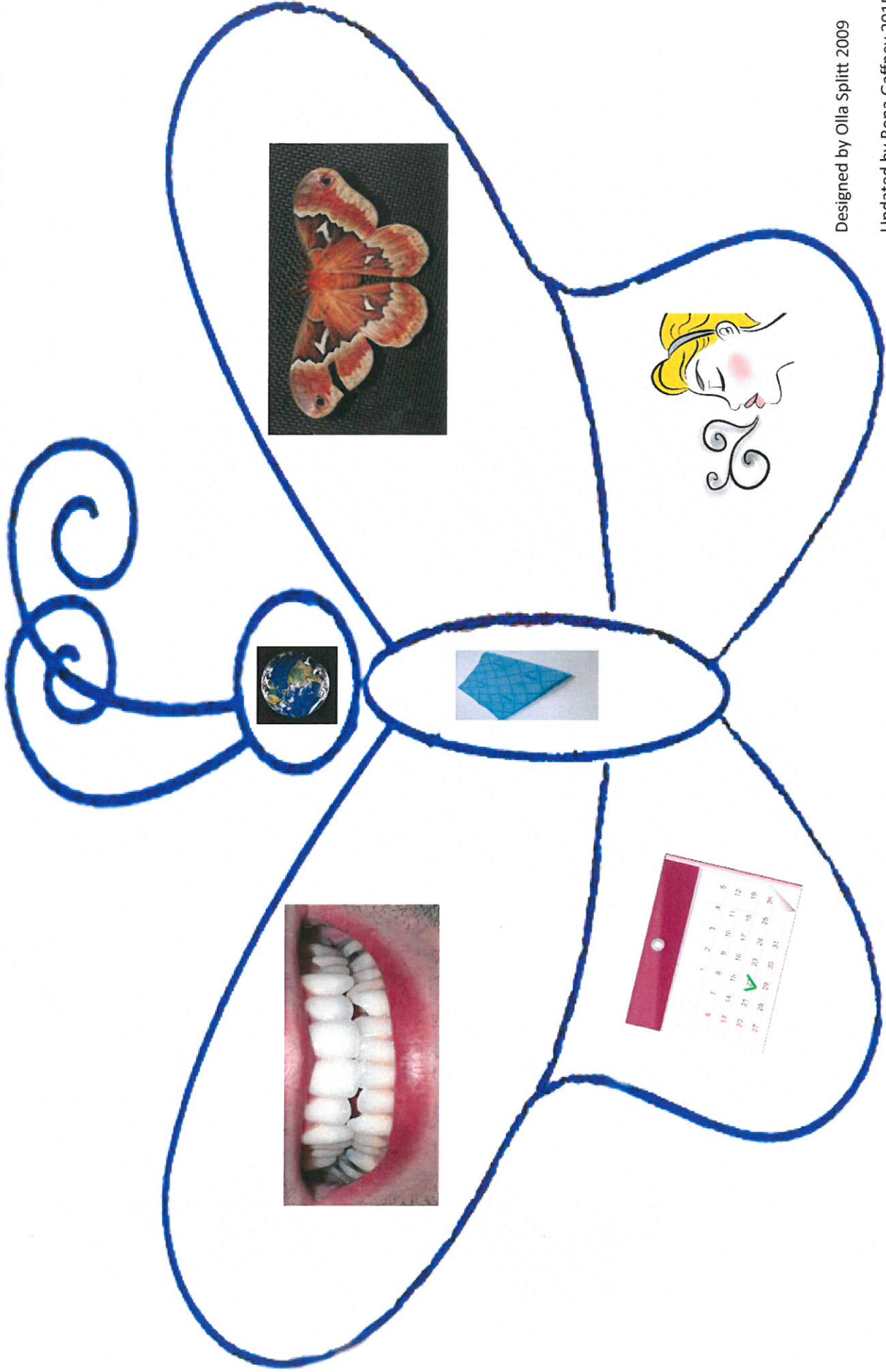




Improving Health
and Wellbeing

NHS

Humber
NHS Foundation Trust



teeth, earth, moth, cloth, month, breath

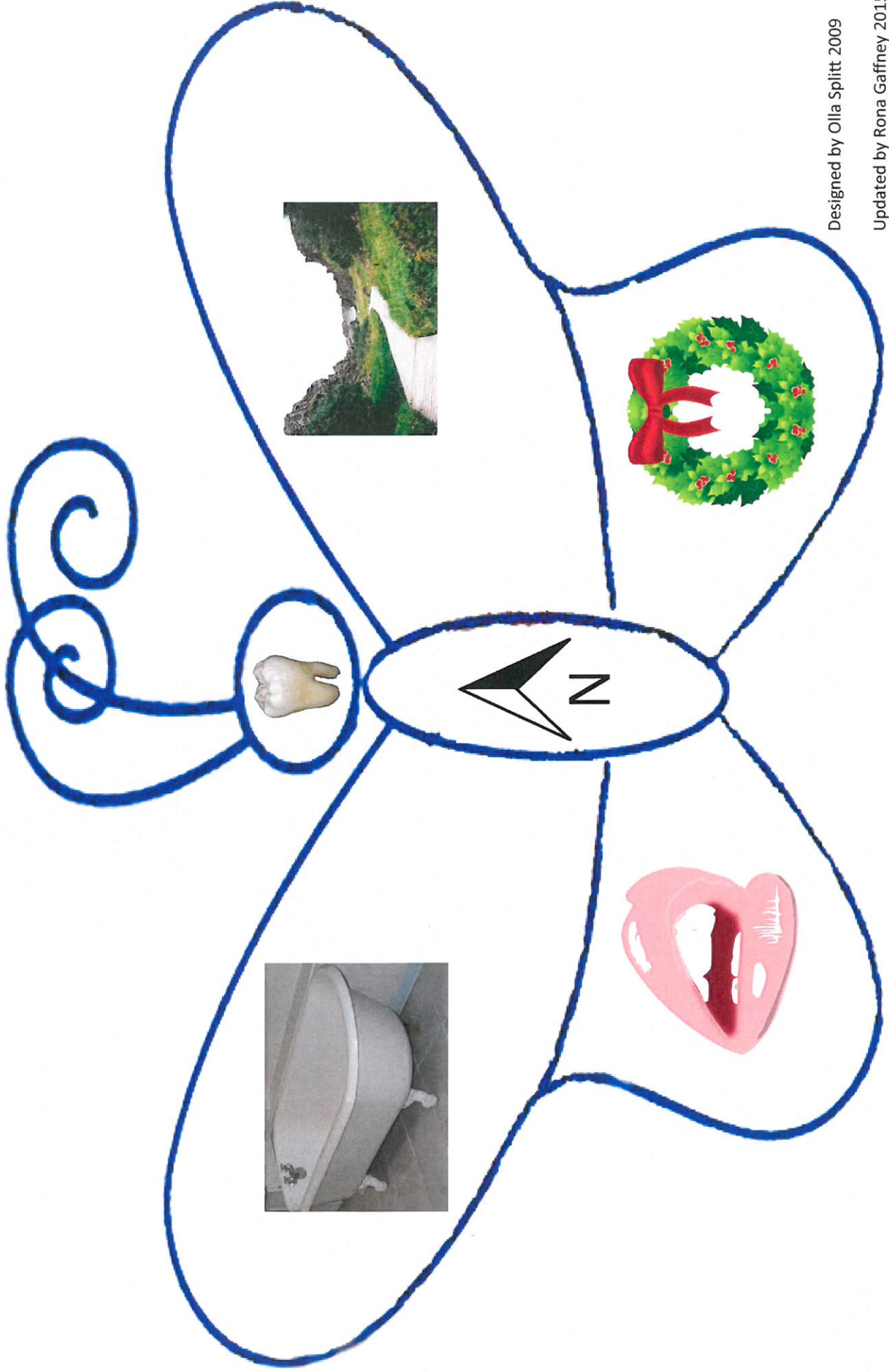
www.humber.nhs.uk

Designed by Olla Splitt 2009

Updated by Rona Gaffney 2015

© Speech & Language Therapy, Humber NHS Foundation Trust





bath, tooth, north, path, mouth, wreath

Designed by Olla Splitt 2009

www.humber.nhs.uk

Designed by Olla Splitt 2009

Updated by Rona Gaffney 2015



Lotto Game

- Each player has a lotto board.
- Spread the cards out on the table with the pictures face down so you can't see them.
- Take it in turns to choose a card.
- Say what the picture is, remembering to use your special sound.
- Match the picture to the correct lotto board.
- The winner is the player who gets all the pictures on their board first.
- This game can be played at 3 levels of difficulty (see below). Ask your therapist at which level to play the game.

LEVEL 1 – (SINGLE WORDS) Say the words – as above.

LEVEL 2 – (TARGET WORDS IN PHRASES) Say the target word in this set phrase “I’ve got the

LEVEL 3 – (TARGET WORDS IN SENTENCES) Say the target word in your own sentence.

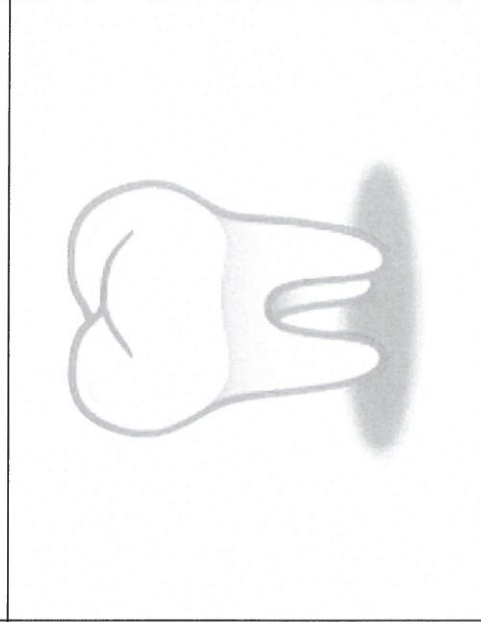






Improving Health
and Wellbeing



Humber
NHS Foundation Trust




th at the end of words
Updated by Rona Gaffney 22.08.14

earth, mouth, path, north, month, tooth, bath

© Speech & Language Therapy, Humber NHS Foundation Trust

www.humber.nhs.uk


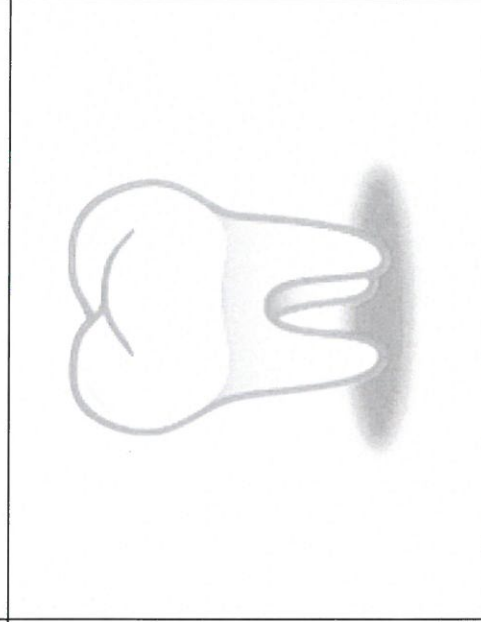







Improving Health
and Wellbeing



Humber
NHS Foundation Trust



Things That Go Together

th at the end of words

mouth – food
path – garden
teeth – toothbrush
bath - towel

Original concept by Helen Jones/Marie Ostler July 1996
Created by Rona Gaffney 22.08.14



How To Play

- Cut out the pictures and spread them out face down on the table.
- Take it in turns to choose 2 pictures.
- Try to find 2 pictures that go together e.g. knife and fork.
- If the pictures go together say “..... and go together.”
- If the pictures don't go together say “ and do not go together.”
- Try to remember where the pictures are that may go together.
- Continue taking turns until all the pictures have been won.
- The winner is the one with the most pictures.



