



Pack for the sound 'y' in the middle of words



This pack should only be used under the guidance of a Speech and Language Therapist

Original Concepts by Speech and Language Therapists in Hull and East Yorkshire
Updated by Rona Gaffney 2015

© Speech and Language Therapy, Humber NHS Foundation Trust



Name: School:				D.O.B:	
Overall aim(s)	Where am I now?	What will I achieve?	Outcome	Actual Outcome	
To help the child improve their speech production skills to their full potential	The child is not using 'y' in the middle of words in their speech	The child will be able to produce 'y' correctly in the middle of words in sentences during structured therapy activities 80% of the time.			
Therapy package: Targets will be reviewed as agreed with the speech and language therapist	Timescale: As agreed with the speech and language therapist	Factors contributing to outcome: Commitment from adults working with the child and regularity of practice.			

Please work through the following activities. If you have any questions or feel that the targets have been achieved, please contact the speech and language therapist.



Pyramid Game

How to play:

- Start at the bottom of the pyramid, ask the child to say the sound correctly three times, the child can colour in each box they produce correctly.
- If the child is able to produce the sound 3 times, then they may move onto the next square
- Continue the game until they reach the top of the pyramid

Created by Roxanne Parr 2015

© Speech & Language Therapy, Humber NHS Foundation Trust

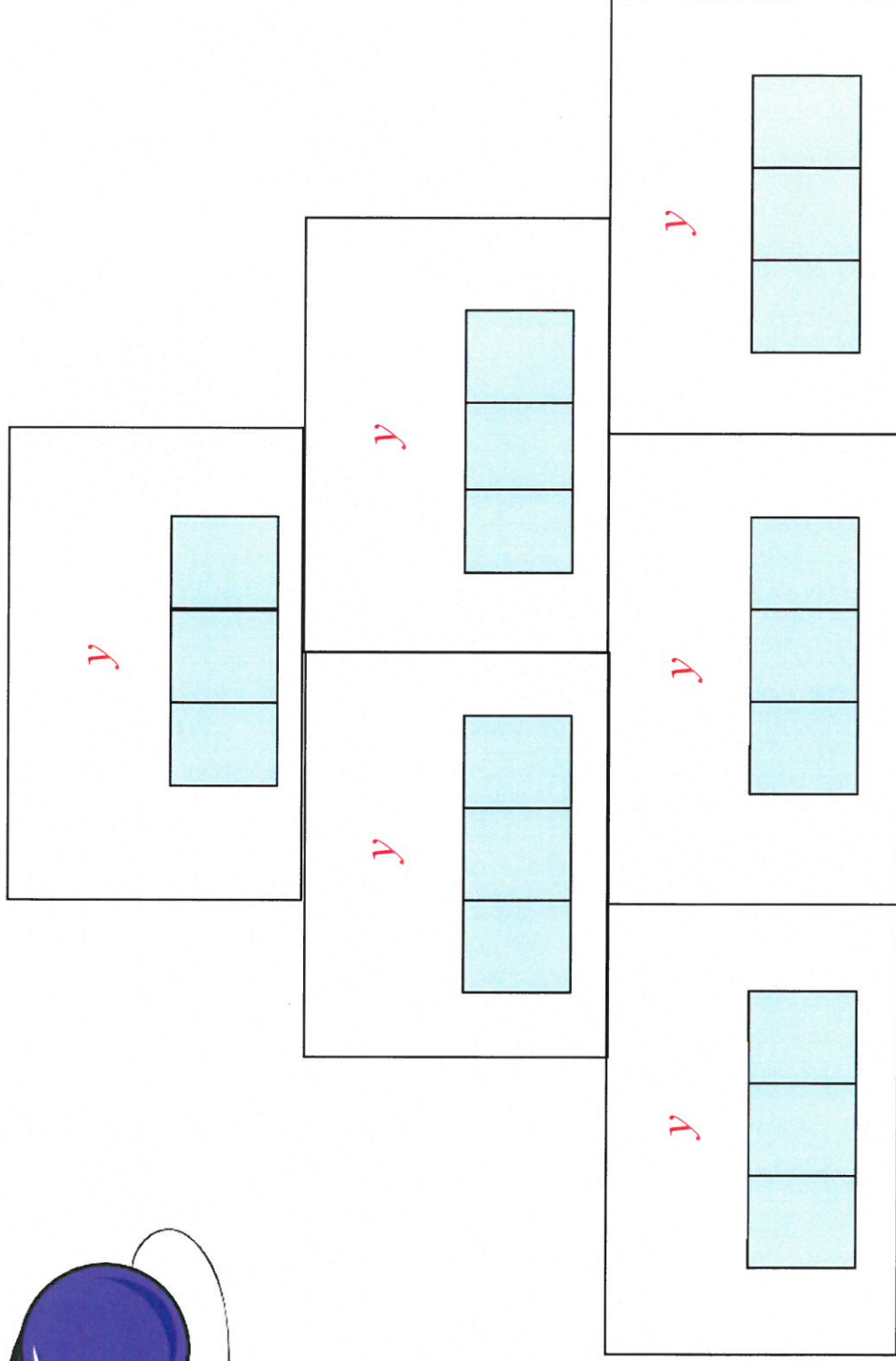





Improving Health
and Wellbeing



Humber
NHS Foundation Trust



Created by Roxanne Parr 2015

© Speech & Language Therapy, Humber NHS Foundation Trust

www.humber.nhs.uk



Duckling Game

You will need:

- Pond with bridge on
- Duck (cut out)
- Phonics cards for vowels (e.g. Jolly Phonics, Read Write Inc)

How to play:

- Place a vowel card in the space on each side of the 'y' on the bridge
- Place the duck at one side of the bridge
- Every time the child says the three sounds correctly the duck moves forward one space across the bridge
- If the child gets a sound wrong, the duck will need to go back one space
- Once the child has reached the end of the bridge and the duck is safely at the other side, the game is completed.

Created by Roxanne Parr .2015

© Speech & Language Therapy, Humber NHS Foundation Trust



y

y

y

y

y

y

y

y



Created by Roxanne Parr 2015

© Speech & Language Therapy, Humber NHS Foundation Trust



Lotto Game

Each player has a lotto board.

Spread the cards out on the table with the pictures face down so you can't see them.

Take it in turns to choose a card.

Say what the picture is, remembering to use your special sound.

Match the picture to the correct lotto board.

The winner is the player who gets all the pictures on their board first.

This game can be played at 3 levels of difficulty (see below). Ask your therapist at which level to play the game.

LEVEL 1 – (SINGLE WORDS) Say the words – as above.

LEVEL 2 – (TARGET WORDS IN PHRASES) Say the target word in this set phrase “I've got the

LEVEL 3 – (TARGET WORDS IN SENTENCES) Say the target word in your own sentence.

Created by Rona Gaffney 2015



y in the middle of words

Created by Rona Gaffney 2015

Words used: kayak, royal, barbeque, New York, vacuum, onion, yoyo, coyote



y in the middle of words

Created by Rona Gaffney 2015

Words used: kayak, royal, barbeque, New York, vacuum, onion, yoyo, coyote

