


## Pack for the sound 's' at the end of words



**This pack should only be used under the guidance of a Speech and Language Therapist**

Original Concepts by Speech and Language Therapists in Hull and East Yorkshire  
Updated by Rona Gaffney 2015

© Speech and Language Therapy, Humber NHS Foundation Trust



Name: School:				D.O.B:	
Overall aim(s)	Where am I now?	What will I achieve?	Outcome	Actual Outcome	
To help the child improve their speech production skills to their full potential	The child is not using 's' at the end of words in their speech	The child will be able to produce 's' correctly at the end of words in sentences during structured therapy activities 80% of the time.			
Therapy package: Targets will be reviewed as agreed with the speech and language therapist	Timescale: As agreed with the speech and language therapist	Factors contributing to outcome: Commitment from adults working with the child and regularity of practice.			


Please work through the following activities. If you have any questions or feel that the targets have been achieved, please contact the speech and language therapist.



## Can You...?

### Can you get the ice to the freezer?

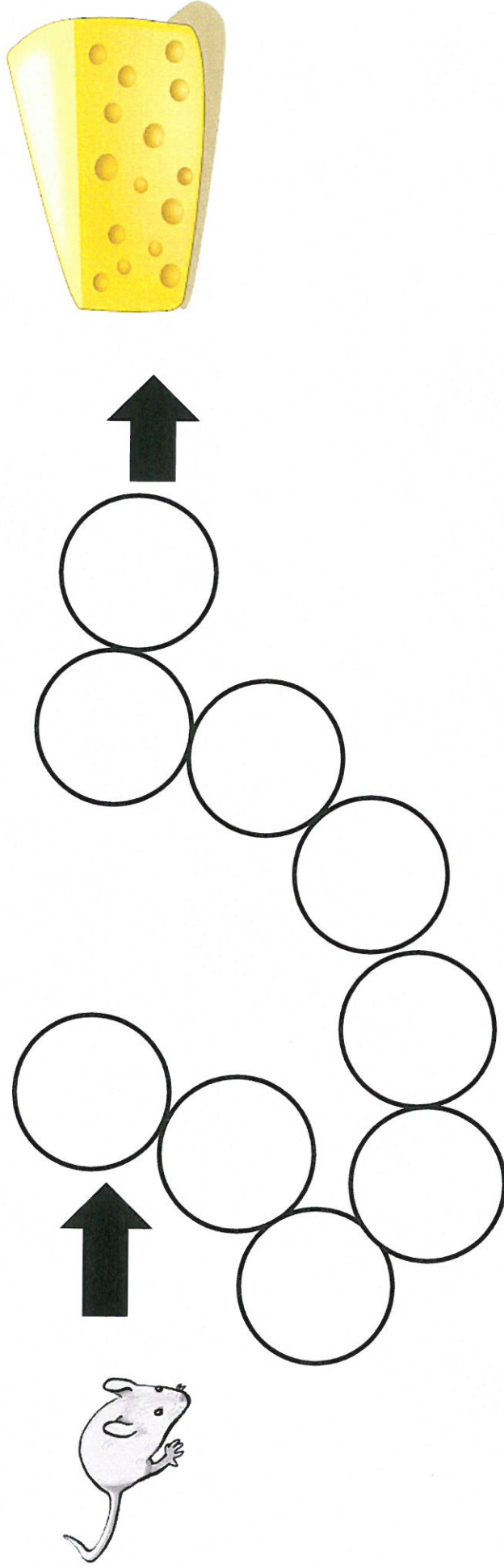
Say your special speech sound every time you 'jump' on the stepping stones to get to the freezer. Colour in each stepping stone as you go along.



## Can You...?

**Can you get the ice to the freezer?**

Say your special speech sound every time you 'jump' on the stepping stones to get to the freezer. Colour in each stepping stone as you go along.



## Pyramid Game

### How to play:

- Start at the bottom of the pyramid, ask the child to say the sound correctly three times, the child can colour in each box they produce correctly.
- If the child is able to produce the sound 3 times, then they may move onto the next square
- Continue the game until they reach the top of the pyramid

Created by Roxanne Parr 2015

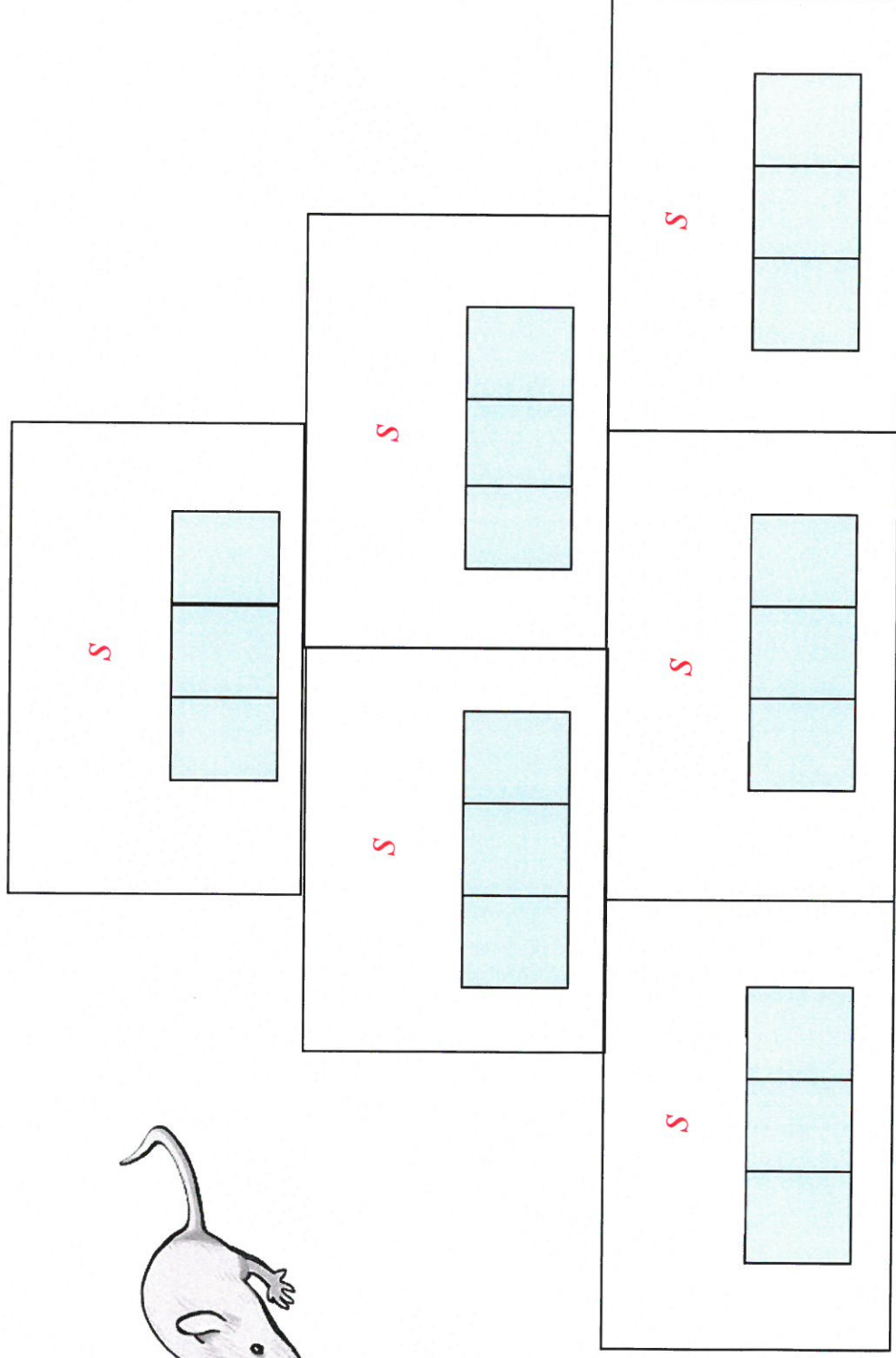





Improving Health  
and Wellbeing



Humber  
NHS Foundation Trust



Created by Roxanne Parr 2015

[www.humber.nhs.uk](http://www.humber.nhs.uk)

© Speech & Language Therapy, Humber NHS Foundation Trust




# Ladder Game


## How to play


- Cut out ladders and characters
- The child can choose which character they would like to be.
- Put a vowel sound card (e.g. Jolly phonics, or read Write Inc pictures) in front of the letter and if the child correctly pronounces both sounds together, they can climb one space on the ladder
- The aim of the game is to have a race and see who can reach the top of the ladder first












## Castle Game



### Instructions

- Each player has a castle lotto board.
- Cut out the castle window pictures and spread them out on the table – make sure the pictures are face down so you can't see them!
- Take it in turns to choose a picture.
- Say what the picture is, remembering to use your special sound.
- Match the picture to the correct castle lotto board.
- The winner is the player who gets all the pictures on their board first!


This game can be played at 3 levels of difficulty (see below). Please ask your therapist at which level to play the game.


**Level 1** – (SINGLE WORDS) Say the words – as above.






**Level 2** – (TARGET WORDS IN PHRASES) Say the target word in this set  
phrase "I've got the....."

**Level 3** – (TARGET WORDS IN SENTENCES) Say the target word in your  
own sentence.









s at the end of words

rice, us, house, yes, race, mousse, goose, mouse, horse, kiss, fence, fox, ice



## Fish Jigsaw


### YOU WILL NEED A DICE TO PLAY THIS GAME

- Cut out the fish pieces with numbers on.
- Each player is given a fish board with various pictures beginning or ending with your child's target sound.
- Take it in turns to shake the dice and find the correct fish piece with that number on.
- Place the fish piece in the correct place on your fish board and say the picture you are covering over. Remember to use your target sound.
- The winner is the player who covers all their pictures over first.
- This game can be played at 3 levels of difficulty (see below). Ask your therapist at which level to play the game.

**LEVEL 1 – (SINGLE WORDS)** Say the words you cover over – as above.

**LEVEL 2 – (TARGET WORDS IN PHRASES)** Say the target word in this set phrase "I've got the ....."

**LEVEL 3 – (TARGET WORDS IN SENTENCES)** Say the target word in your own sentence.

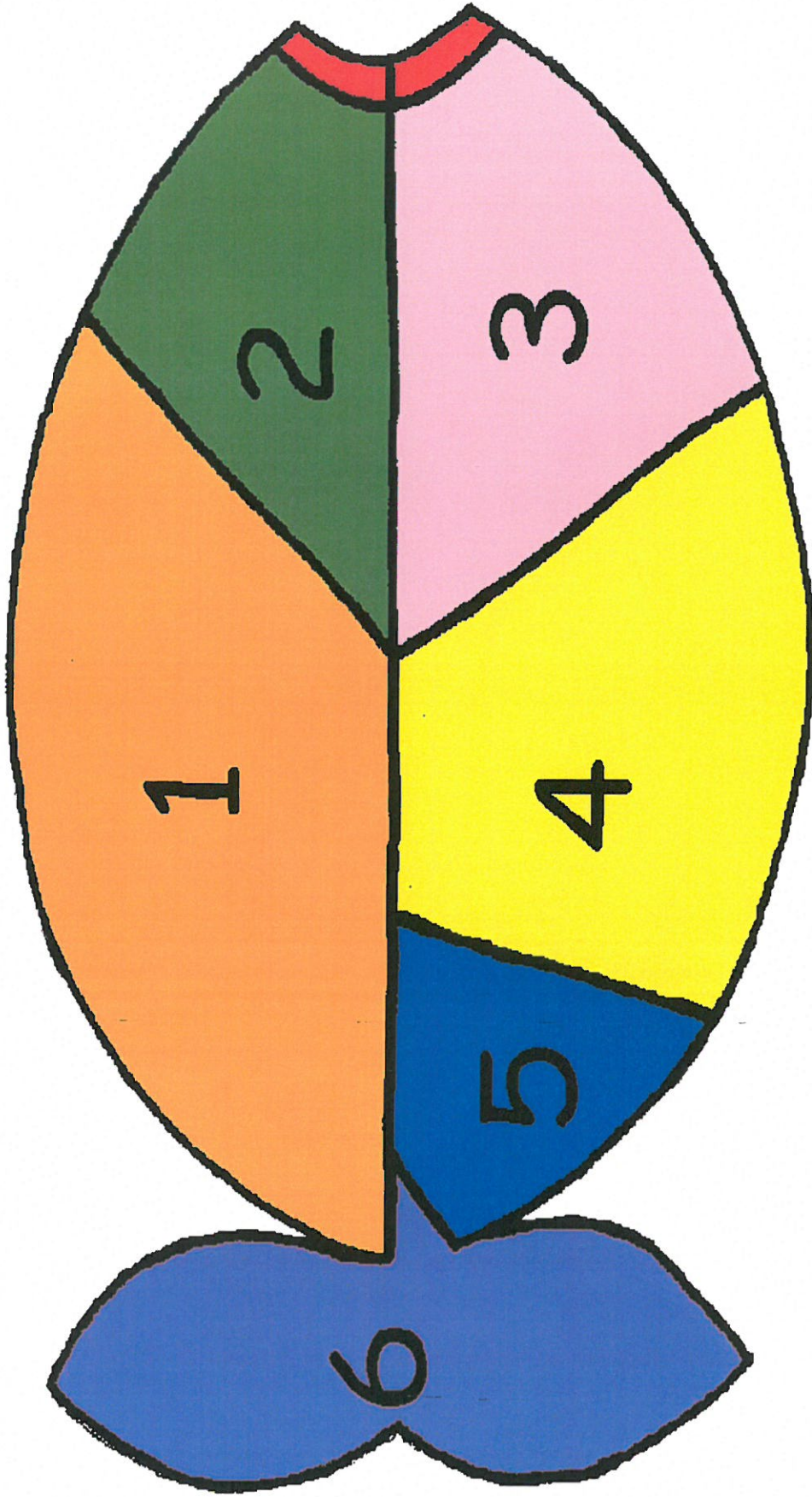




Improving Health  
and Wellbeing




Humber  
NHS Foundation Trust



© Speech and Language Therapy, Humber NHS Foundation Trust

[www.humber.nhs.uk](http://www.humber.nhs.uk)


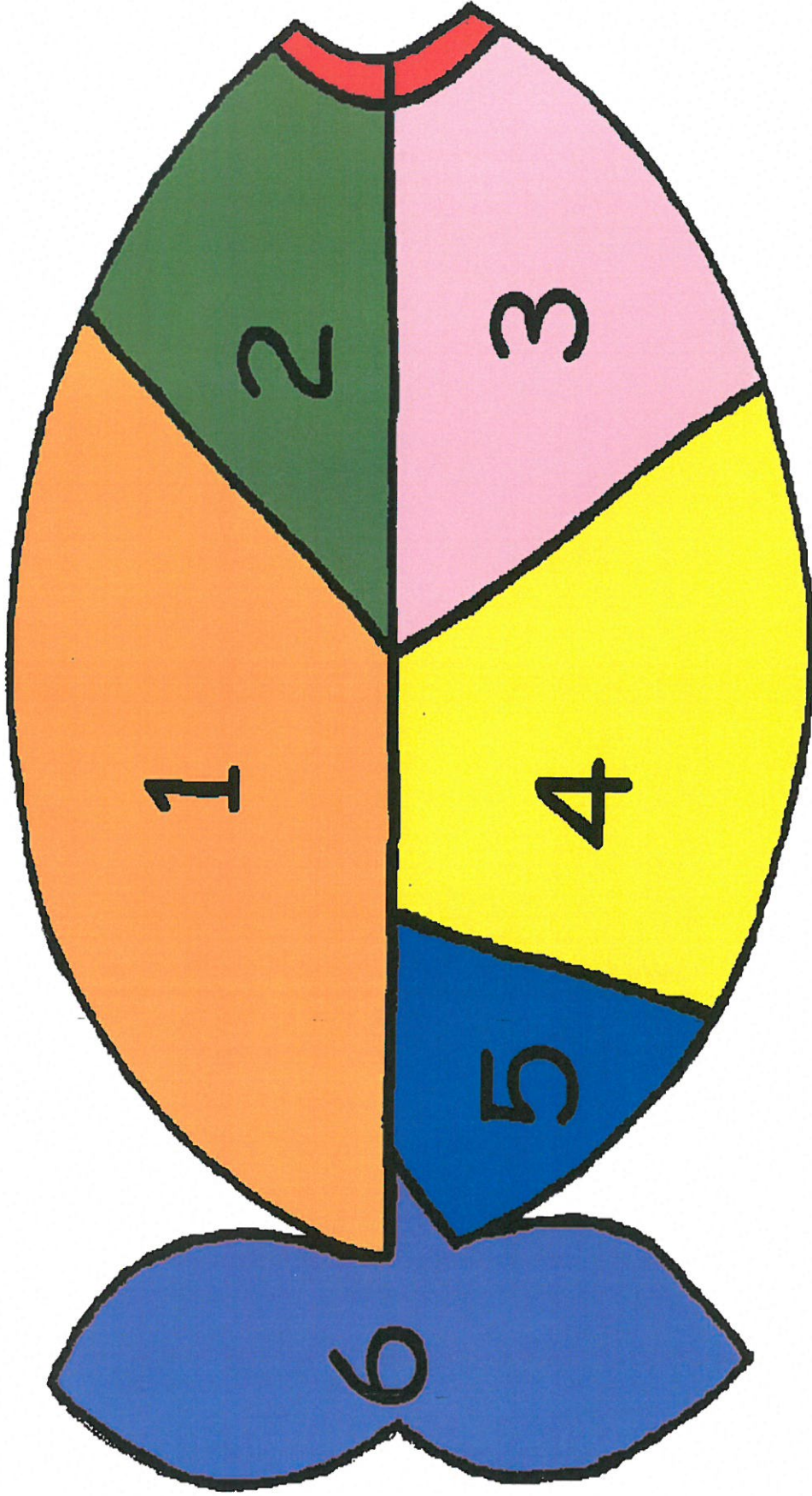




Improving Health  
and Wellbeing



Humber  
NHS Foundation Trust








Improving Health  
and Wellbeing

**NHS**

**Humber**

NHS Foundation Trust



s at the end of words

chess, octopus, fox, grass, lettuce, purse

© Speech and Language Therapy, Humber NHS Foundation Trust

[www.humber.nhs.uk](http://www.humber.nhs.uk)

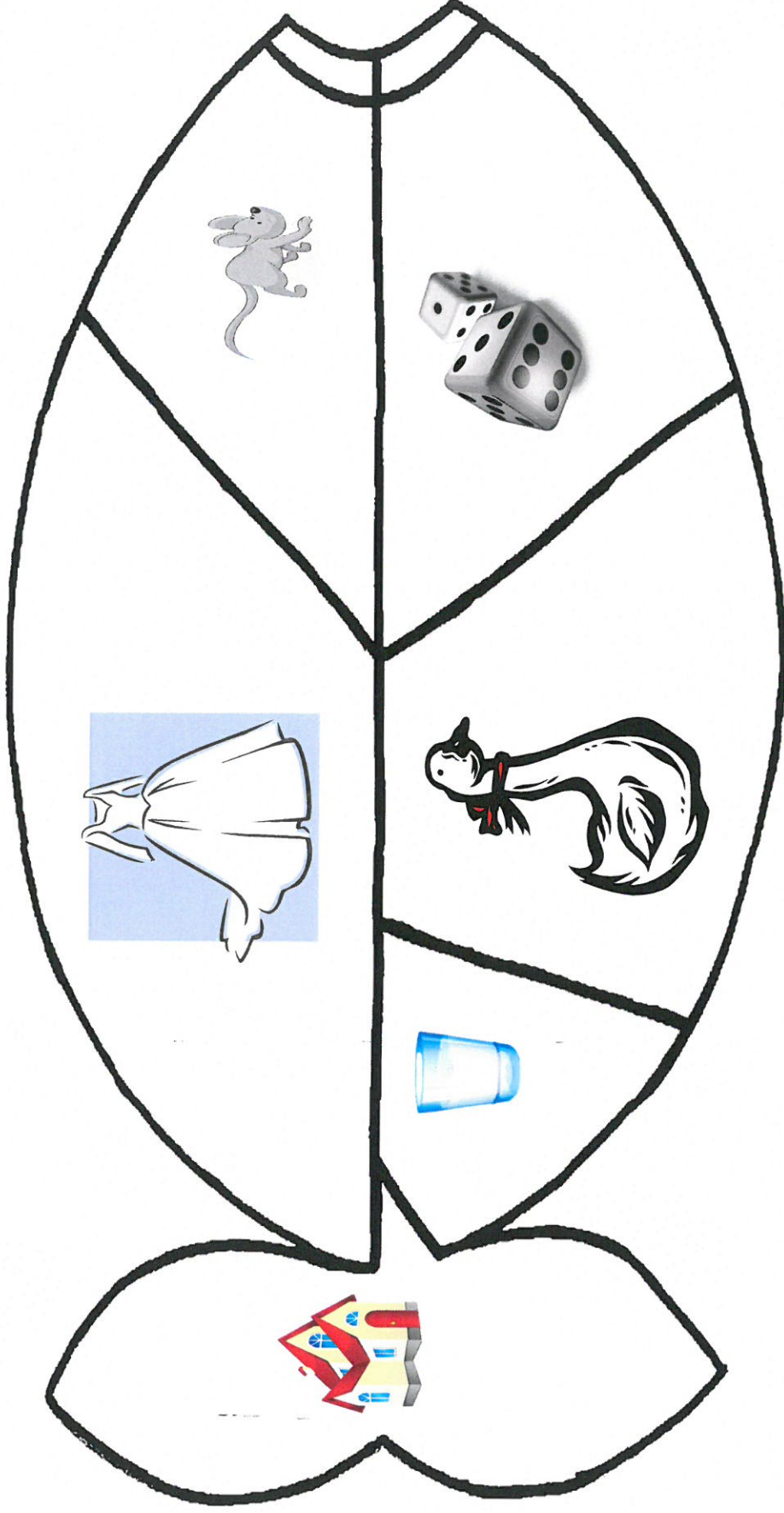




Improving Health  
and Wellbeing



Humber  
NHS Foundation Trust




s at the end of words

house, dress, mouse, dice, goose, glass

© Speech and Language Therapy, Humber NHS Foundation Trust

[www.humber.nhs.uk](http://www.humber.nhs.uk)




## LOTTO GAME

- Each player has a lotto board.
- Spread the cards out on the table with the pictures face down so you can't see them.
- Take it in turns to choose a card.
- Say what the picture is, remembering to use your special sound.
- Match the picture to the correct lotto board.
- The winner is the player who gets all the pictures on their board first.
- This game can be played at 3 levels of difficulty (see below). Ask your therapist at which level to play the game.

**LEVEL 1 – (SINGLE WORDS)** Say the words – as above.

**LEVEL 2 – (TARGET WORDS IN PHRASES)** Say the target word in this set phrase “I’ve got the .....

**LEVEL 3 – (TARGET WORDS IN SENTENCES)** Say the target word in your own sentence.



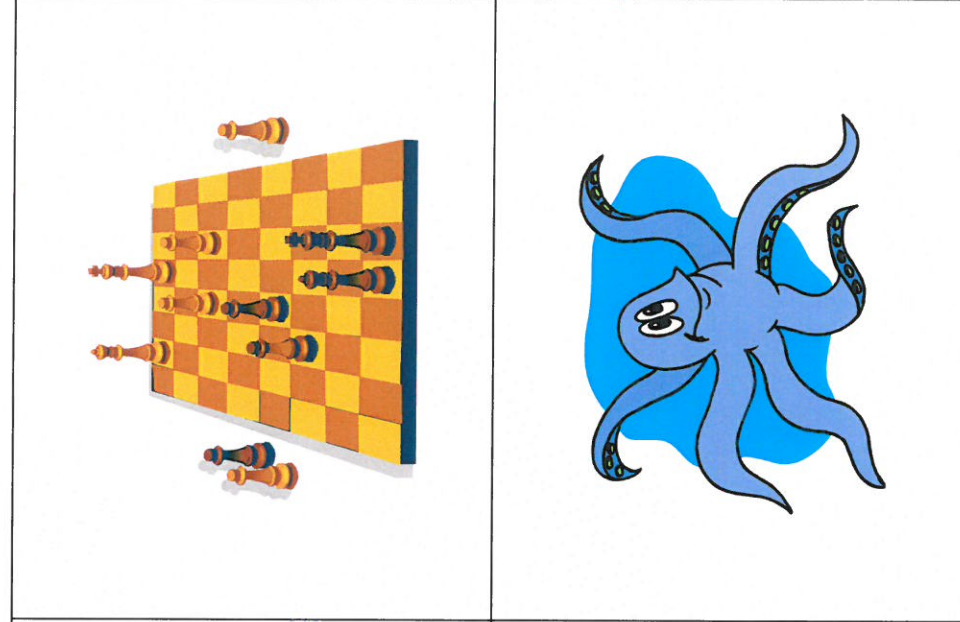





Improving Health  
and Wellbeing



Humber  
NHS Foundation Trust




s at the end of words  
Updated by Rona Gaffney 13.08.14

dice, grass, chess, fox, mouse, octopus, horse, ice, cactus, goose, nurse, lettuce

© Speech and Language Therapy, Humber NHS Foundation Trust

[www.humber.nhs.uk](http://www.humber.nhs.uk)











Improving Health  
and Wellbeing



Humber  
NHS Foundation Trust

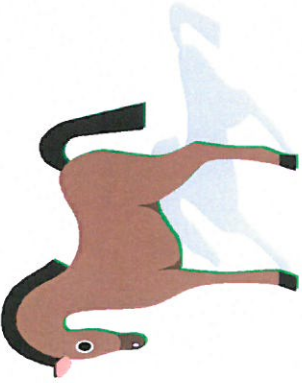








Improving Health  
and Wellbeing



Humber  
NHS Foundation Trust

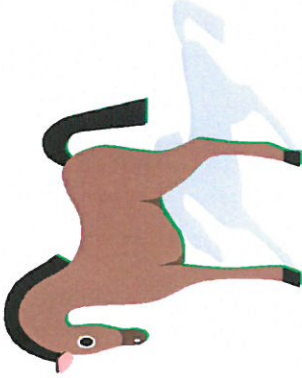










Improving Health  
and Wellbeing



Humber  
NHS Foundation Trust



# Things That Go Together

s at the end of words

bus – road  
ice – freezer  
horse – saddle  
purse – money  
glass – juice  
mouse - cheese

Original concept by Helen Jones/Marie Ostler July 1996  
Updated by Rona Gaffney 2015

© Speech and Language Therapy, Humber NHS Foundation Trust








## How To Play

- Cut out the pictures and spread them out face down on the table.
- Take it in turns to choose 2 pictures.
- Try to find 2 pictures that go together e.g. knife and fork.
- If the pictures go together say “..... and ..... go together.”
- If the pictures don't go together say “ ..... and ..... do not go together.”
- Try to remember where the pictures are that may go together.
- Continue taking turns until all the pictures have been won.
- The winner is the one with the most pictures.










## S Final Phrase Level

Cut out the different coloured dresses and hide them around the room or turn them face down on the table.

The child has to find a picture or turn over a picture and say what they have (e.g. 'A red dress'). Once they are able to do this, you can move on to saying a longer phrase (e.g. 'I have a red dress').





# Snakes Ladders

## Things you'll need:

- Snakes and Ladders board
- A Dice
- One marker per player (e.g. a counter, a plastic coin)
- 2 or more people


















































## How to play Snakes and Ladders!

- Place the counters on the board on the **START** square.
- Each player takes it in turns to roll the dice.
- Move your counter the number of squares the dice shows,
- When you get to a square, say the word using good speech
- Continue until a player reaches the **FINISH** square.

**Ladder:** If you land at the bottom of a ladder, move up to the square at the top of the ladder. Continue from there.

**Snake:** If you land on the snake's head, move down the board to the snake's tail and continue from there.



						<b>FINISH</b> WELL DONE!				
										
										
										
										
										
										
										
<b>START</b>	s at the end of words									

Updated by Rona Gaffney  
13.08.14

dress, tortoise, bus, kiss, necklace, house, octopus, glass, tennis, grass



# Word Search

n	z	m	r	k	s	h
u	d	o	h	p	z	o
r	s	u	z	o	d	r
s	g	s	v	l	i	s
e	h	e	z	i	c	e
a	p	q	g	c	e	q
h	o	u	s	e	z	f

house



police



horse



dice



mouse



nurse



Updated by Jill Blakey 18.06.2014

© Speech & Language Therapy, Humber NHS Foundation Trust

