


## Pack for the sound 's' at the start of words



**This pack should only be used under the guidance of a Speech and Language Therapist**

Original Concepts by Speech and Language Therapists in Hull and East Yorkshire  
Updated by Rona Gaffney 2015

© Speech and Language Therapy, Humber NHS Foundation Trust



Name: School:				D.O.B:	
Overall aim(s)	Where am I now?	What will I achieve?	Outcome	Actual Outcome	
To help the child improve their speech production skills to their full potential	The child is not using 's' at the start of words in their speech	The child will be able to produce 's' correctly at the start of words in sentences during structured therapy activities 80% of the time.			
Therapy package: Targets will be reviewed as agreed with the speech and language therapist	Timescale: As agreed with the speech and language therapist	Factors contributing to outcome: Commitment from adults working with the child and regularity of practice.			

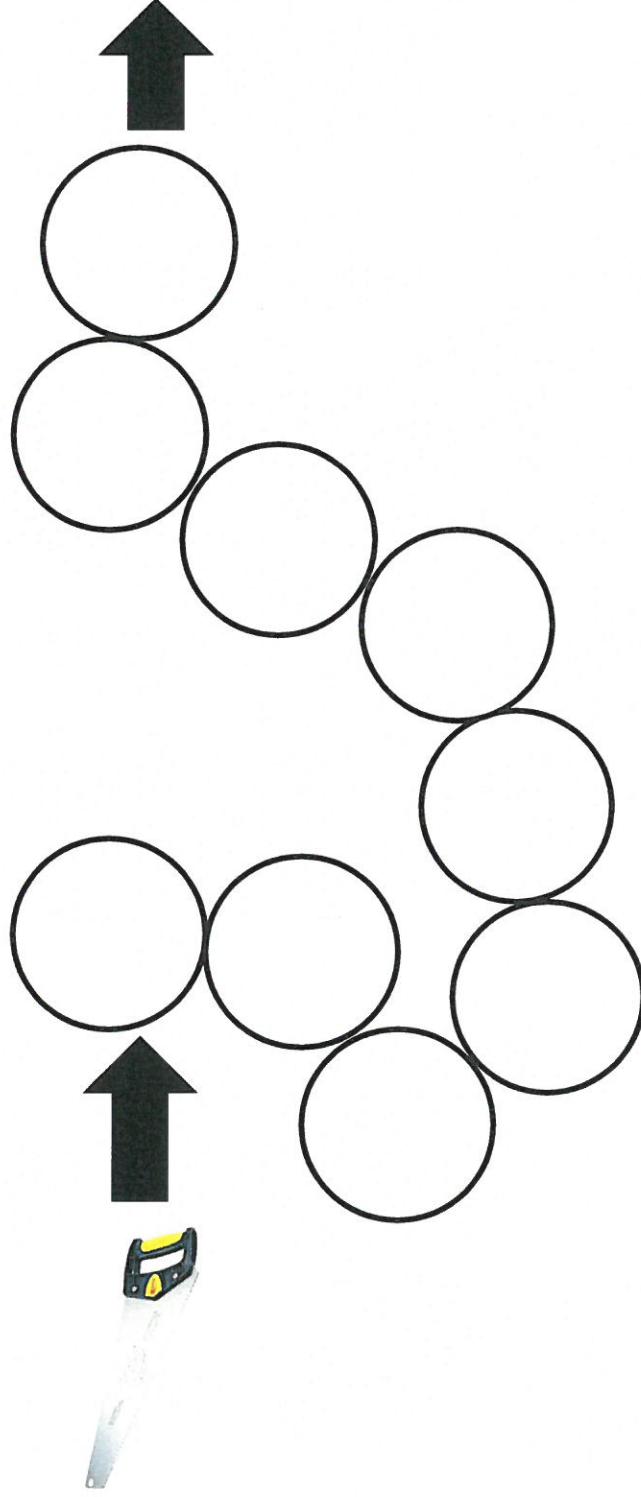
Please work through the following activities. If you have any questions or feel that the targets have been achieved, please contact the speech and language therapist.



## Can You...?

**Can you get the saw to the wood?**

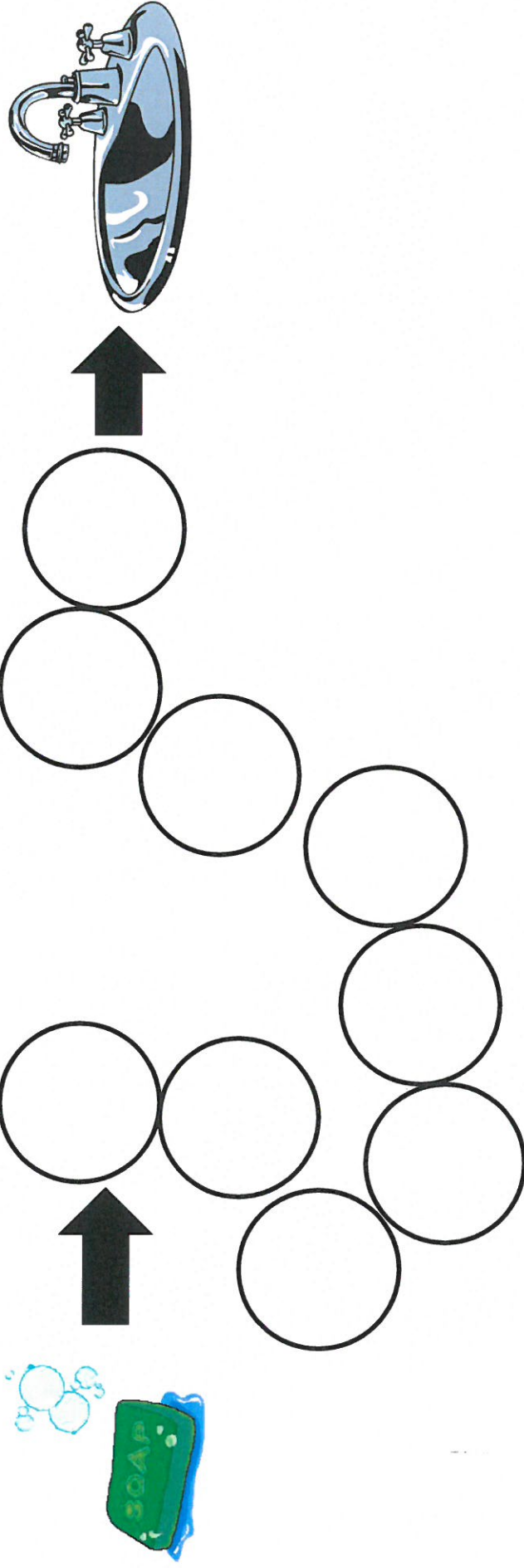
Say your special speech sound every time you 'jump' on the stepping stones to get to the goal. Colour in each stepping stone as you go along.



## Can You...?

### Can you get the soap to the sink?

Say your special speech sound every time you 'jump' on the stepping stones to get to the goal. Colour in each stepping stone as you go along.





Improving Health  
and Wellbeing

Humber  
NHS Foundation Trust



## Pyramid Game

How to play:

- Start at the bottom of the pyramid, ask the child to say the sound correctly three times, the child can colour in each box they produce correctly.
- If the child is able to produce the sound 3 times, then they may move onto the next square
- Continue the game until they reach the top of the pyramid

Created by Roxanne Parr 2015

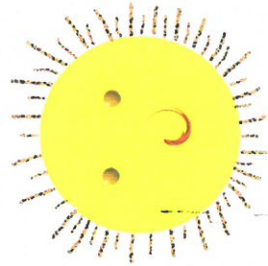




Improving Health  
and Wellbeing



Humber  
NHS Foundation Trust



<i>s</i>	<table border="1"><tr><td></td><td></td><td></td></tr></table>			
<i>s</i>	<table border="1"><tr><td></td><td></td><td></td></tr></table>			
<i>s</i>	<table border="1"><tr><td></td><td></td><td></td></tr></table>			
<i>s</i>	<table border="1"><tr><td></td><td></td><td></td></tr></table>			
<i>s</i>	<table border="1"><tr><td></td><td></td><td></td></tr></table>			
<i>s</i>	<table border="1"><tr><td></td><td></td><td></td></tr></table>			

Created by Roxanne Parr 2015


[www.humber.nhs.uk](http://www.humber.nhs.uk)

© Speech & Language Therapy, Humber NHS Foundation Trust



# Sun Game

Place Jolly Phonics or Read Write Inc vowel cards in each of the spaces around the sun. Ask the child to say the 's' at the centre of the sun and then follow the rays out to say the vowel sound. (e.g. s....ee)



Created by Rona Gaffney 2015

© Speech and Language therapy, Humber NHS Foundation Trust



# Duckling Game

## You will need:

- Pond with bridge on
- Duck (cut out)
- Phonics cards for vowels (e.g. Jolly Phonics, Read Write Inc)

## How to play:

- Place a vowel card in the space next to each 's' on the bridge
- Place the duck at one side of the bridge
- Every time the child says both sounds correctly the duck moves forward one space across the bridge
- If the child gets a sound wrong, the duck will need to go back one space
- Once the child has reached the end of the bridge and the duck is safely at the other side, the game is completed.

Created by Roxanne Parr .2015

© Speech & Language Therapy, Humber NHS Foundation Trust







A large blue rounded rectangle containing eight horizontal white boxes, each with a black border and the letter 'S' centered inside. The boxes are arranged vertically in a column.




Created by Roxanne Parr 2015



## Bookmark

Cut out and use in reading book as a reminder to the child to use their special sound.



## Bus Jigsaw

### YOU WILL NEED A DICE TO PLAY THIS GAME

- Cut out the windows and door pieces with numbers on.
- Each player is given a bus board with various pictures on beginning with your child's target sound.
- Take it in turns to shake the dice and find the correct window piece with that number on.
- Place the window piece in the correct place on your bus board and say the picture you are covering over. Remember to use your target sound.
- The winner is the player who covers all their pictures over first.
- This game can be played at 3 levels of difficulty (see below). Ask your therapist at which level to play the game.

LEVEL 1 – (SINGLE WORDS) Say the words you cover over – as above.

LEVEL 2 – (TARGET WORDS IN PHRASES) Say the target word in this set phrase "I've got the ....."

LEVEL 3 – (TARGET WORDS IN SENTENCES) Say the target word in your own sentence.






Improving Health  
and Wellbeing

**NHS**

Humber  
NHS Foundation Trust



s at the start of words  
sun, sock, six, saw, sink, soap

© Speech and Language Therapy, Humber NHS Foundation Trust

[www.humber.nhs.uk](http://www.humber.nhs.uk)






Improving Health  
and Wellbeing



Humber  
NHS Foundation Trust



s at the start of words  
scissors, sea, sandwich, sofa, seven, soldier

© Speech and Language Therapy, Humber NHS Foundation Trust

[www.humber.nhs.uk](http://www.humber.nhs.uk)

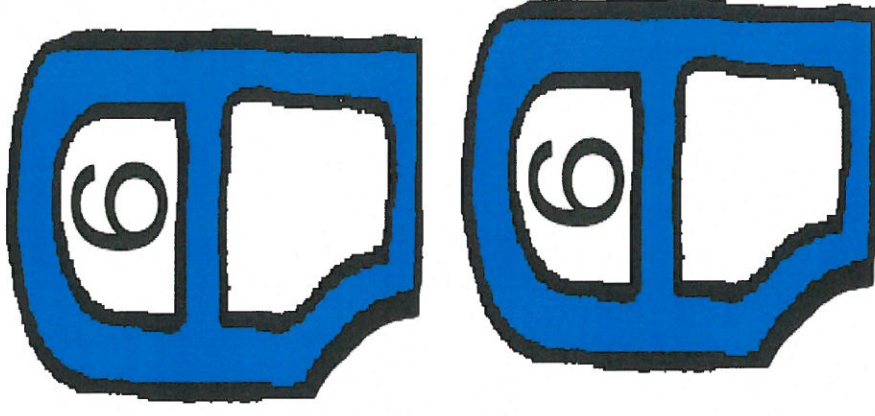
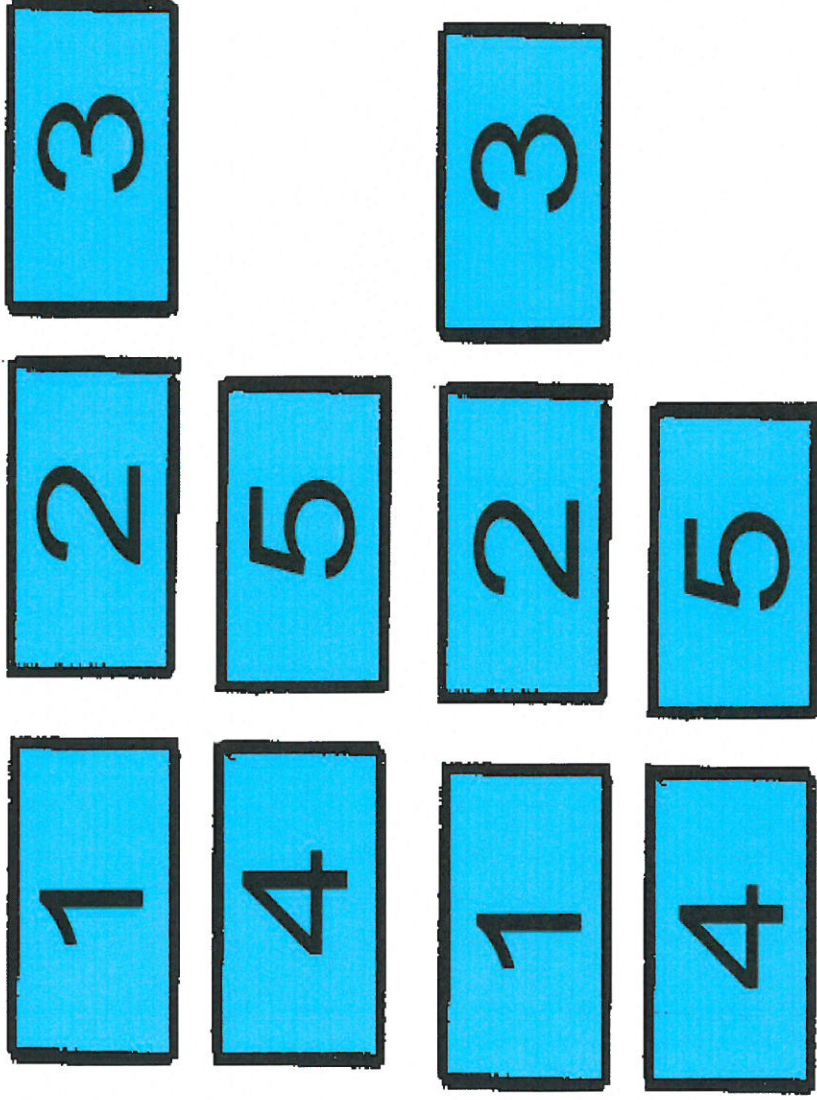




Improving Health  
and Wellbeing



Humber  
NHS Foundation Trust





## Castle Game



### Instructions

- Each player has a castle lotto board.
- Cut out the castle window pictures and spread them out on the table – make sure the pictures are face down so you can't see them!
- Take it in turns to choose a picture.
- Say what the picture is, remembering to use your special sound.
- Match the picture to the correct castle lotto board.
- The winner is the player who gets all the pictures on their board first!


This game can be played at 3 levels of difficulty (see below). Please ask your therapist at which level to play the game.

**Level 1** – (SINGLE WORDS) Say the words – as above.


**Level 2** – (TARGET WORDS IN PHRASES) Say the target word in this set phrase "I've got the....."

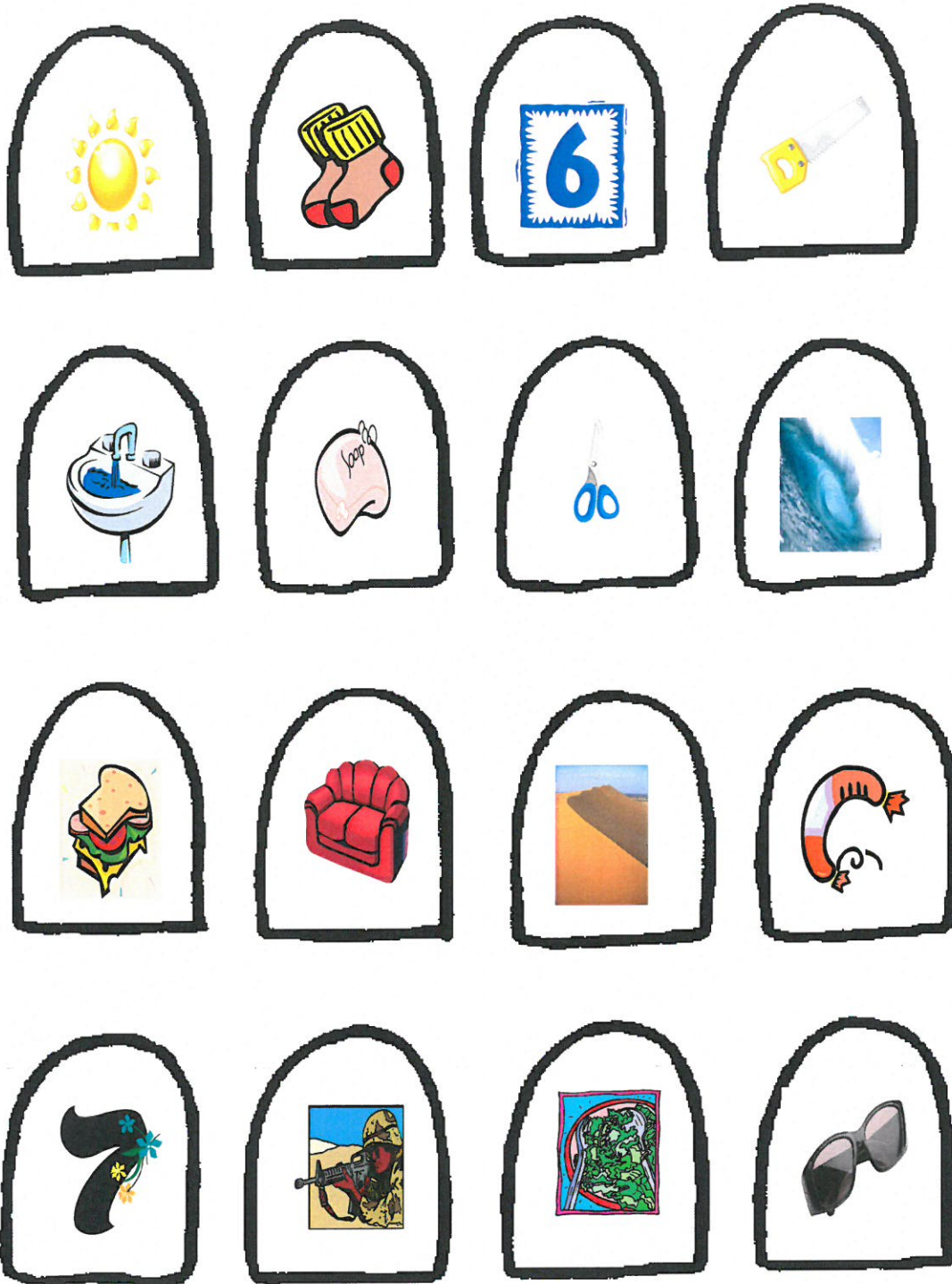
**Level 3** – (TARGET WORDS IN SENTENCES) Say the target word in your own sentence.











s at the start of words

sun, socks, six, saw, sink, soap, scissors, sea, sandwich, sofa, sand, sausage, seven,  
soldier, salad, sunglasses



## Fish Jigsaw

### YOU WILL NEED A DICE TO PLAY THIS GAME

- Cut out the fish pieces with numbers on.
- Each player is given a fish board with various pictures beginning or ending with your child's target sound.
- Take it in turns to shake the dice and find the correct fish piece with that number on.
- Place the fish piece in the correct place on your fish board and say the picture you are covering over.
- Remember to use your target sound.
- The winner is the player who covers all their pictures over first.
- This game can be played at 3 levels of difficulty (see below). Ask your therapist at which level to play the game.

**LEVEL 1 – (SINGLE WORDS)** Say the words you cover over – as above.

**LEVEL 2 – (TARGET WORDS IN PHRASES)** Say the target word in this set phrase "I've got the ....."

**LEVEL 3 – (TARGET WORDS IN SENTENCES)** Say the target word in your own sentence.

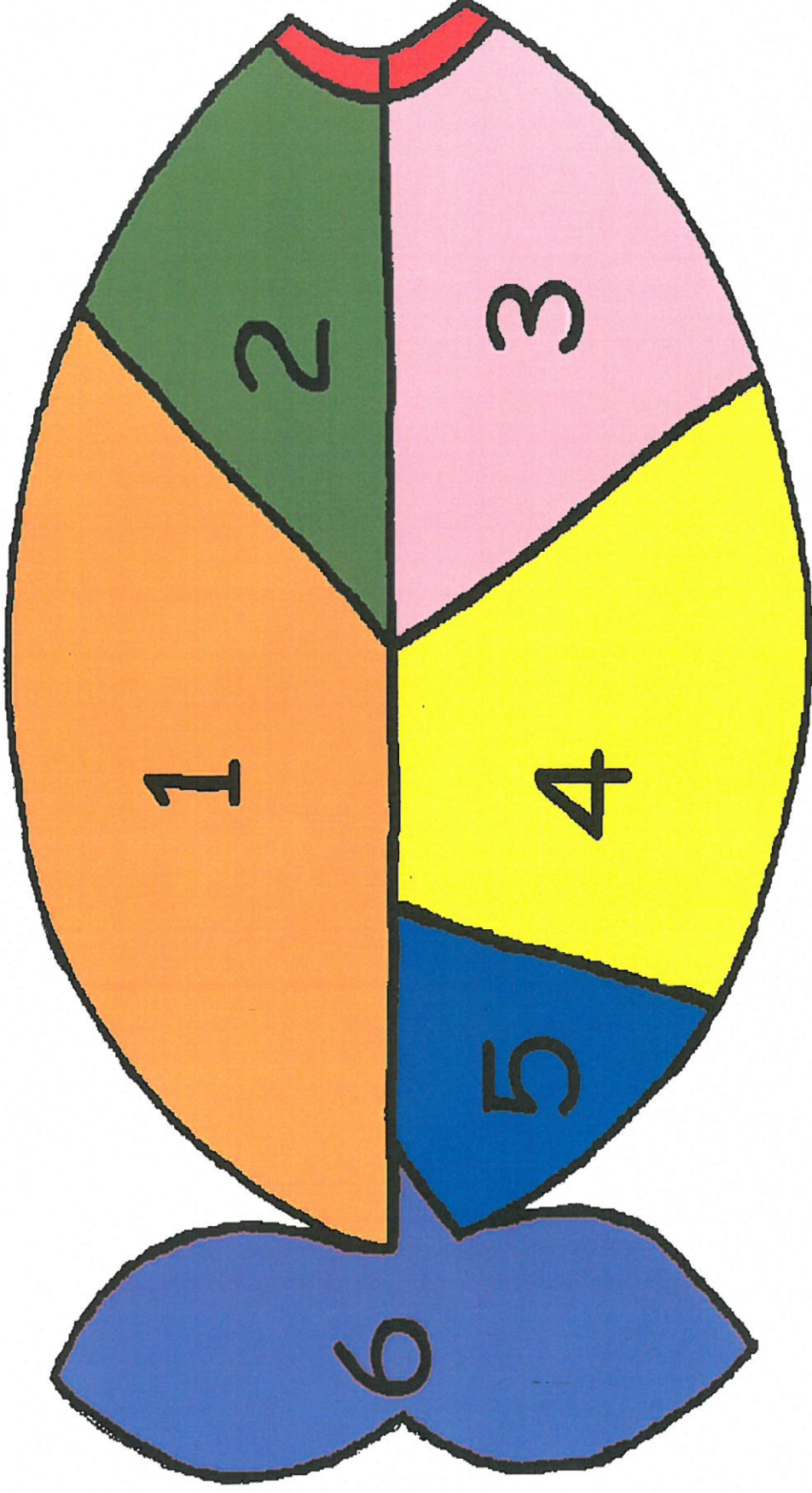




Improving Health  
and Wellbeing




Humber  
NHS Foundation Trust



© Speech and Language Therapy, Humber NHS Foundation Trust

[www.humber.nhs.uk](http://www.humber.nhs.uk)

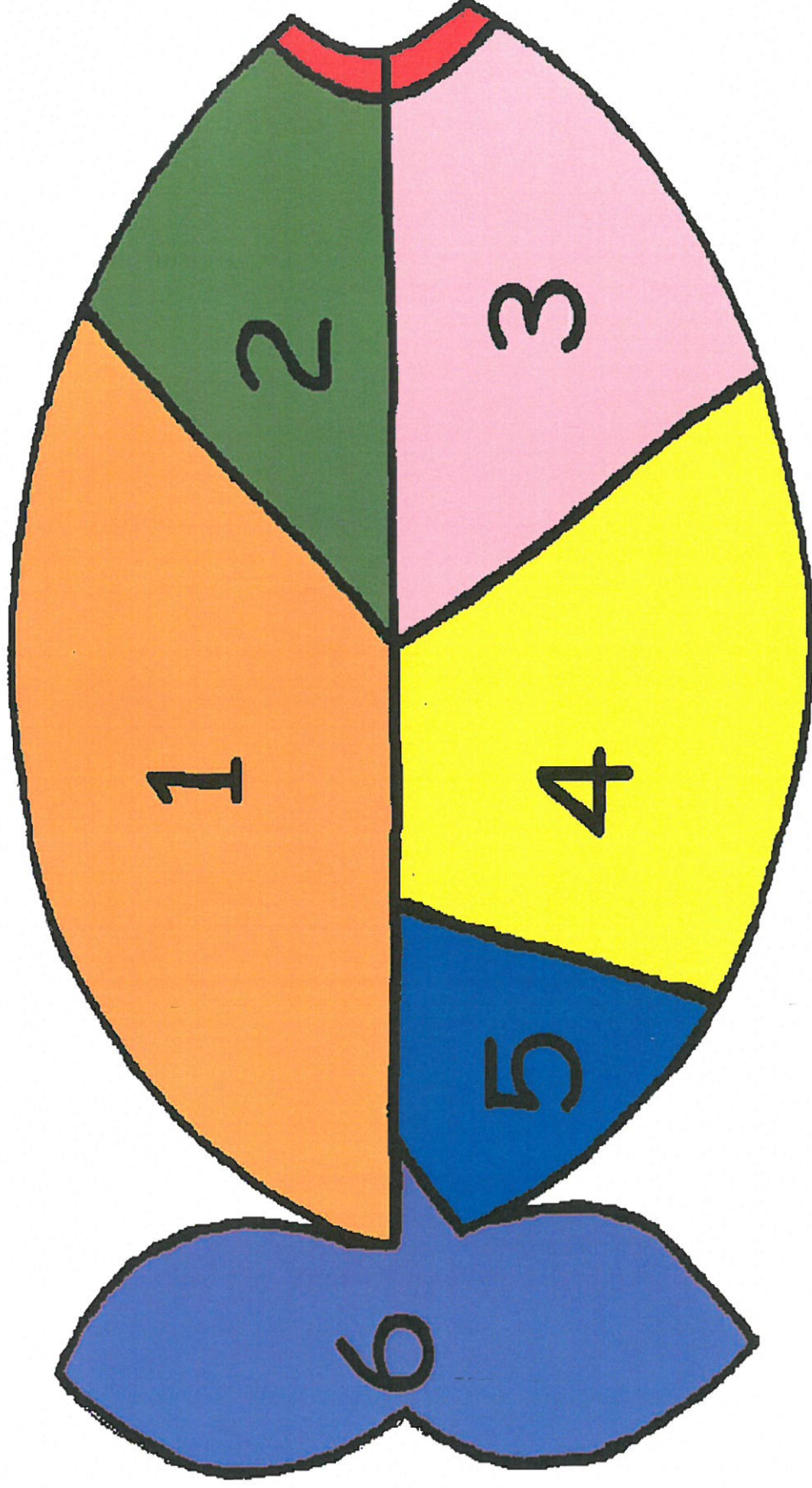




Improving Health  
and Wellbeing




Humber  
NHS Foundation Trust



© Speech and Language Therapy, Humber NHS Foundation Trust

[www.humber.nhs.uk](http://www.humber.nhs.uk)






Improving Health  
and Wellbeing




Humber  
NHS Foundation Trust



s at the start of words  
saw, sun, soap, seven, sand, sea

© Speech and Language Therapy, Humber NHS Foundation Trust

[www.humber.nhs.uk](http://www.humber.nhs.uk)

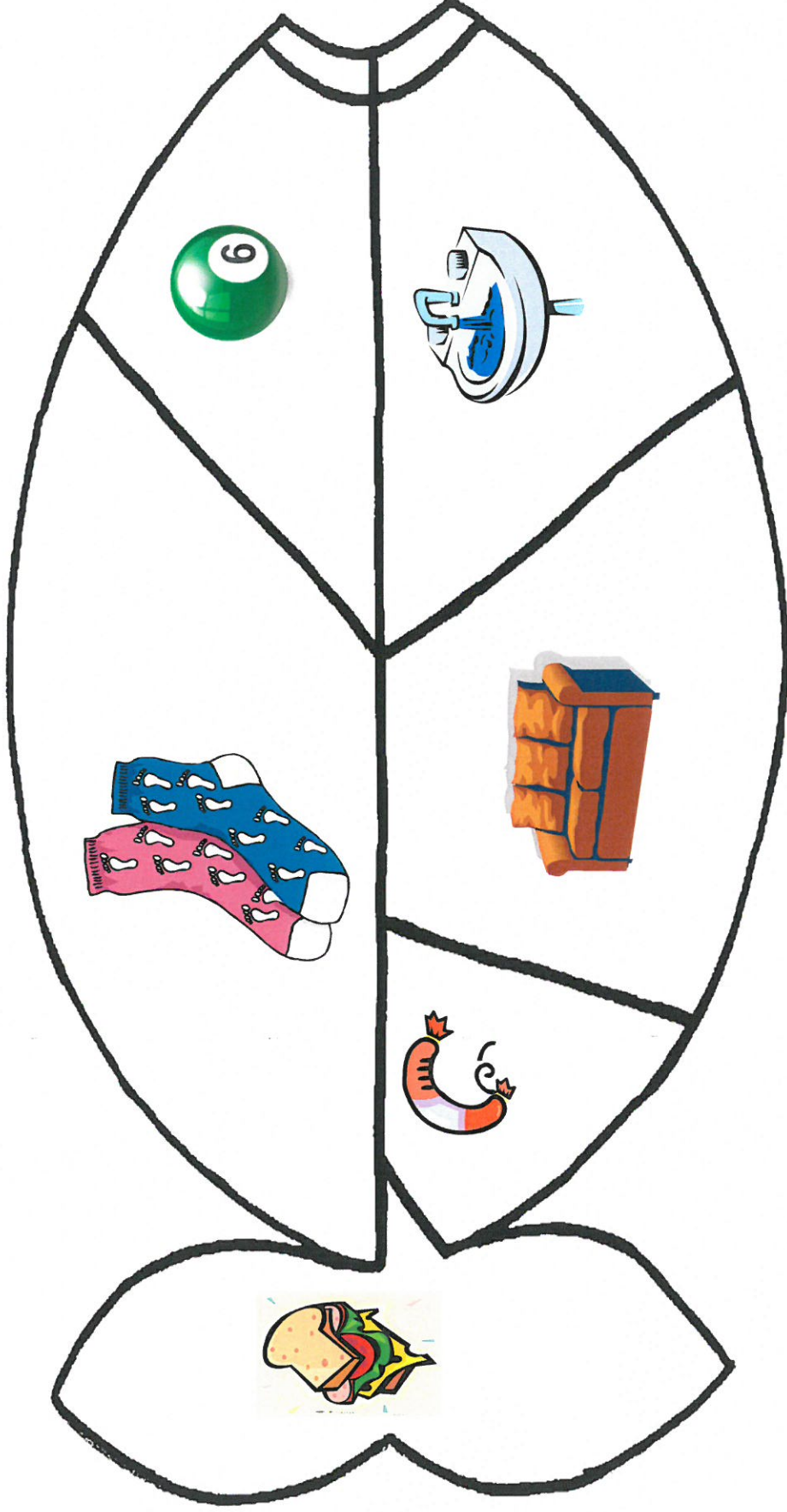




Improving Health  
and Wellbeing



Humber  
NHS Foundation Trust




s at the start of words

sandwich, sock, six, sink, sofa, sausage

© Speech and Language Therapy, Humber NHS Foundation Trust

[www.humber.nhs.uk](http://www.humber.nhs.uk)



# Snakes Ladders



## Things you'll need:

- Snakes and Ladders board
- A Dice
- One marker per player (e.g. a counter, a plastic coin)
- 2 or more people

## How to play Snakes and Ladders!

- Place the counters on the board on the **START** square.
- Each player takes it in turns to roll the dice.
- Move your counter the number of squares the dice shows,
- When you get to a square, say the word using good speech
- Continue until a player reaches the **FINISH** square.

**Ladder:** If you land at the bottom of a ladder, move up to the square at the top of the ladder. Continue from there.

**Snake:** If you land on the snake's head, move down the board to the snake's tail and continue from there.







**Snakes and Ladders**

						<b>FINISH WELL DONE!</b>
<b>START</b>	s at the start of words Created by Kate Walker Updated by Rona Gaffney 23.07.14					

sun, sausages, sandcastle, sandwich, six, salad, sunflower, sink, seal, socks, seesaw, scissors, soap, sofa/settee, seven, seat, submarine, saw, sword



## Supermarket Game

### YOU WILL NEED A DICE AND COUNTERS TO PLAY THIS GAME


- The aim of the game is to do your shopping and get to the checkout.
- Allocate each player a counter and place all the counters at the start.
- Each player must take it in turns to shake the dice and move the correct number of spaces along the food items towards the checkout.
- Say the picture that you land on remembering to use your special sound.
- The winner is the first player who gets to the checkout.
- This game can be played at 3 levels of difficulty (see below). Ask your therapist at which level to play the game.

**LEVEL 1 – (SINGLE WORDS)** Say the words you cover over – as above.

**LEVEL 2 – (TARGET WORDS IN PHRASES)** Say the target word in this set phrase “I’ve landed on .....

**LEVEL 3 – (TARGET WORDS IN SENTENCES)** Say the target word in your own sentence.

Created by Karen Stockman/Liz Austen 1996  
Updated by Sian Friend 02/06/14







Improving Health  
and Wellbeing

**NHS**


**Humber**  
NHS Foundation Trust




satsumas




syrup



salami




Silly trolley!  
Miss a turn!

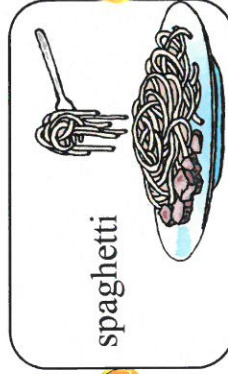


soup

# The Supermarket Game




soda



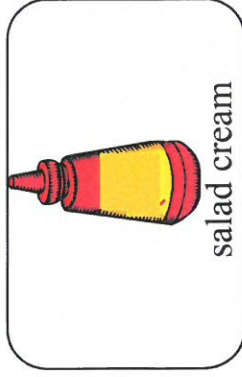
spaghetti




sushi



finish



salad cream




salad



salmon



sultana cake




**Start!**  
Collect  
your  
trolley

Created by Karen Stockman/Liz Austen 1996  
Updated by Sian Friend 02/06/14

[www.humber.nhs.uk](http://www.humber.nhs.uk)

© Speech and Language Therapy, Humber NHS Foundation Trust



# Things That Go Together

## s at the start of words

socks - feet  
scissors - hairdresser  
sausages – barbeque  
six – numbers  
soap – bath  
sandwich - picnic


Original concept by Helen Jones/Marie Ostler July 1996  
Updated by Rona Gaffney 23.07.14




## How To Play

- Cut out the pictures and spread them out face down on the table.
- Take it in turns to choose 2 pictures.
- Try to find 2 pictures that go together e.g. knife and fork.
- If the pictures go together say “..... and ..... go together.”
- If the pictures don't go together say “ ..... and ..... do not go together.”
- Try to remember where the pictures are that may go together.
- Continue taking turns until all the pictures have been won.
- The winner is the one with the most pictures.







# S Words

Write 2 boys names

1. ....
2. ....

Write 2 girls names

1. ....
2. ....

A food



.....

Something to wear



.....








Improving Health  
and Wellbeing

Humber **NHS**  
NHS Foundation Trust

A number



.....

A T.V. show



.....



# Word Search

a	f	z	b	f	d	s
q	s	a	w	g	h	o
g	u	x	s	f	l	c
s	n	c	y	t	p	k
o	b	s	o	a	p	g
l	h	q	h	z	f	b
p	z	q	y	s	i	x

saw



six



sock



soap



sun




S at the start of words  
Updated by Jill Blakey 18.06.2014



# Word Search

s	e	v	e	n	z	x
w	z	x	b	l	s	f
o	s	r	m	s	o	s
r	t	s	i	t	r	i
d	m	l	p	k	e	n
n	b	x	w	x	q	k
s	a	f	e	p	d	b

sword



seven



sore



sink



sit



safe



s at the start of words  
Updated by Jill Blakey 04.06.2014

