


Pack for the sound 'f' at the end of words



This pack should only be used under the guidance of a Speech and Language Therapist

Original Concepts by Speech and Language Therapists in Hull and East Yorkshire
Updated by Rona Gaffney 2015

© Speech and Language Therapy, Humber NHS Foundation Trust





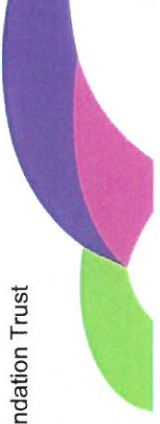
Improving Health
and Wellbeing



Humber
NHS Foundation Trust

Name: _____					D.O.B: _____	
School: _____						
Overall aim(s)	Where am I now?	What will I achieve?	Outcome	Actual Outcome		
To help the child improve their speech production skills to their full potential	The child is not using 'f' at the end of words in their speech	The child will be able to produce 'f' correctly at the end of words in sentences during structured therapy activities 80% of the time.				
Therapy package: Targets will be reviewed as agreed with the speech and language therapist	Timescale: As agreed with the speech and language therapist	Factors contributing to outcome: Commitment from adults working with the child and regularity of practice.				


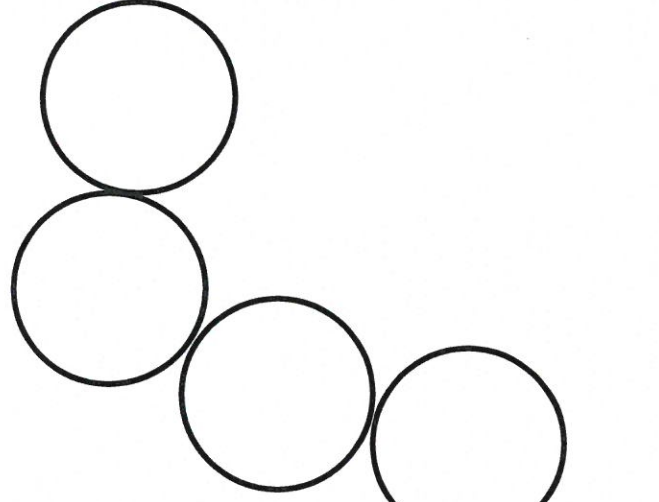

Please work through the following activities. If you have any questions or feel that the targets have been achieved, please contact the speech and language therapist.



Can You...?

Can you get the elf to Father Christmas?


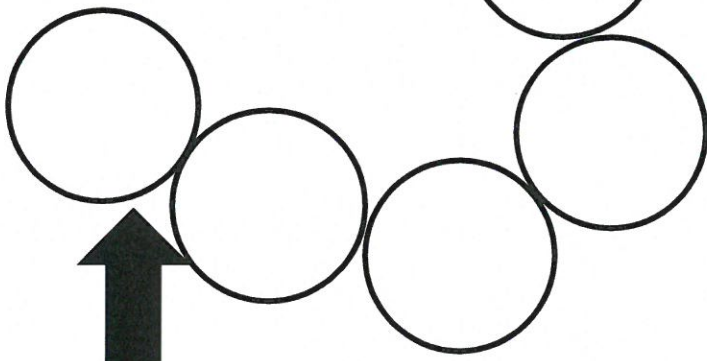
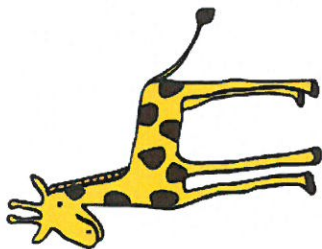
Say your special speech sound every time you 'jump' on the stepping stones to get to Father Christmas. Colour in each stepping stone as you go along.



Can You...?

Can you get the giraffe to the zoo?

Say your special speech sound every time you 'jump' on the stepping stones to get to the zoo. Colour in each stepping stone as you go along.



Pyramid Game

How to play:

- Start at the bottom of the pyramid, ask the child to say the sound correctly three times, the child can colour in each box they produce correctly.
- If the child is able to produce the sound 3 times, then they may move onto the next square
- Continue the game until they reach the top of the pyramid

Created by Roxanne Parr 2015

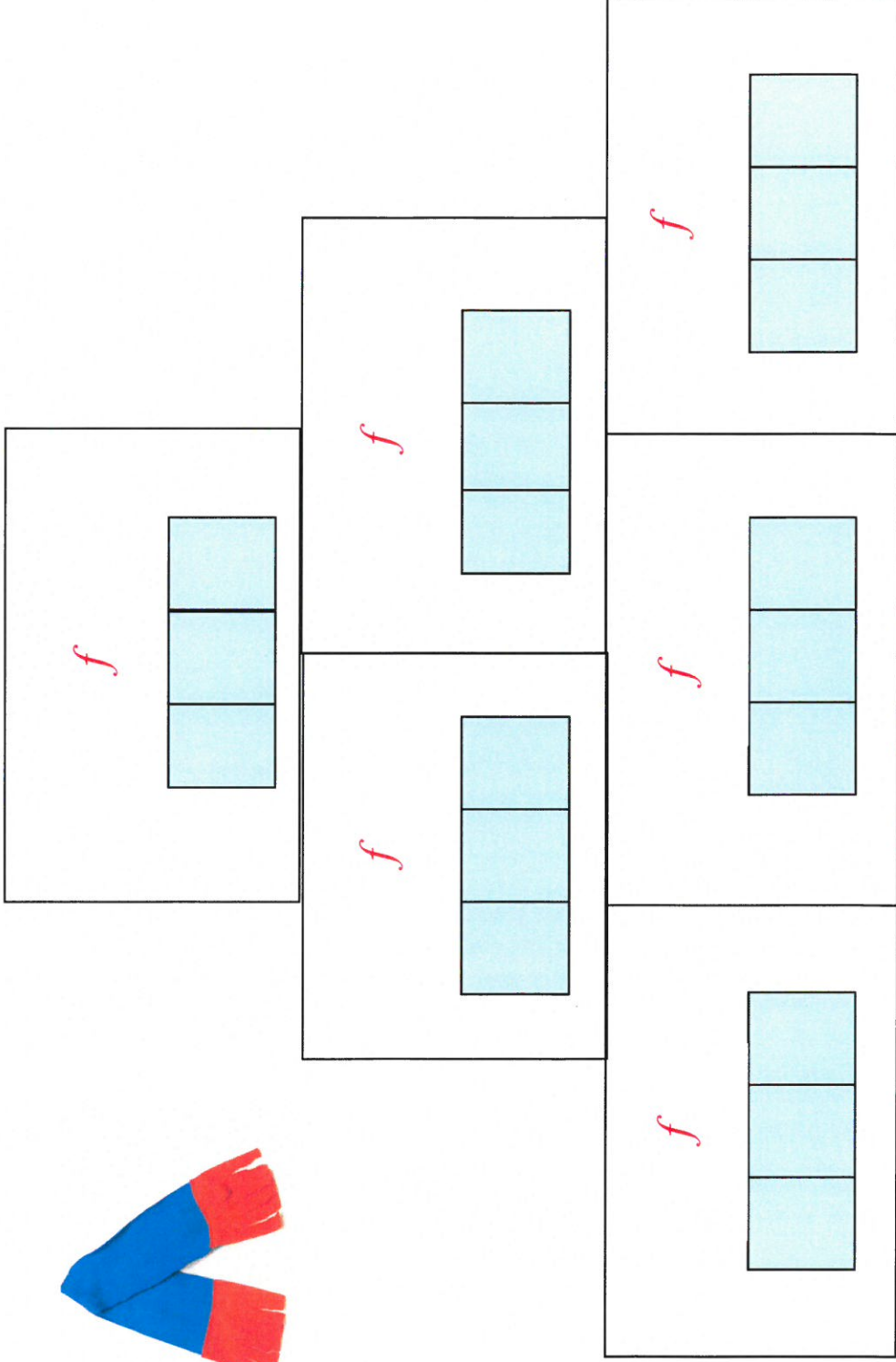




Improving Health
and Wellbeing



Humber
NHS Foundation Trust



Created by Roxanne Parr 2015

www.humber.nhs.uk

© Speech & Language Therapy, Humber NHS Foundation Trust




Ladder Game

How to play

- Cut out ladders and characters
- The child can choose which character they would like to be.
- Put a vowel sound card (e.g. Jolly phonics, or read Write Inc pictures) in front of the letter and if the child correctly pronounces both sounds together, they can climb one space on the ladder
- The aim of the game is to have a race and see who can reach the top of the ladder first





f
f
f
f
f
f
f
f
f



Fish Jigsaw

YOU WILL NEED A DICE TO PLAY THIS GAME

- Cut out the fish pieces with numbers on.
- Each player is given a fish board with various pictures beginning or ending with your child's target sound.
- Take it in turns to shake the dice and find the correct fish piece with that number on.
- Place the fish piece in the correct place on your fish board and say the picture you are covering over. Remember to use your target sound.
- The winner is the player who covers all their pictures over first.
- This game can be played at 3 levels of difficulty (see below). Ask your therapist at which level to play the game.

LEVEL 1 – (SINGLE WORDS) Say the words you cover over – as above.

LEVEL 2 – (TARGET WORDS IN PHRASES) Say the target word in this set phrase "I've got the
....."

LEVEL 3 – (TARGET WORDS IN SENTENCES) Say the target word in your own sentence.

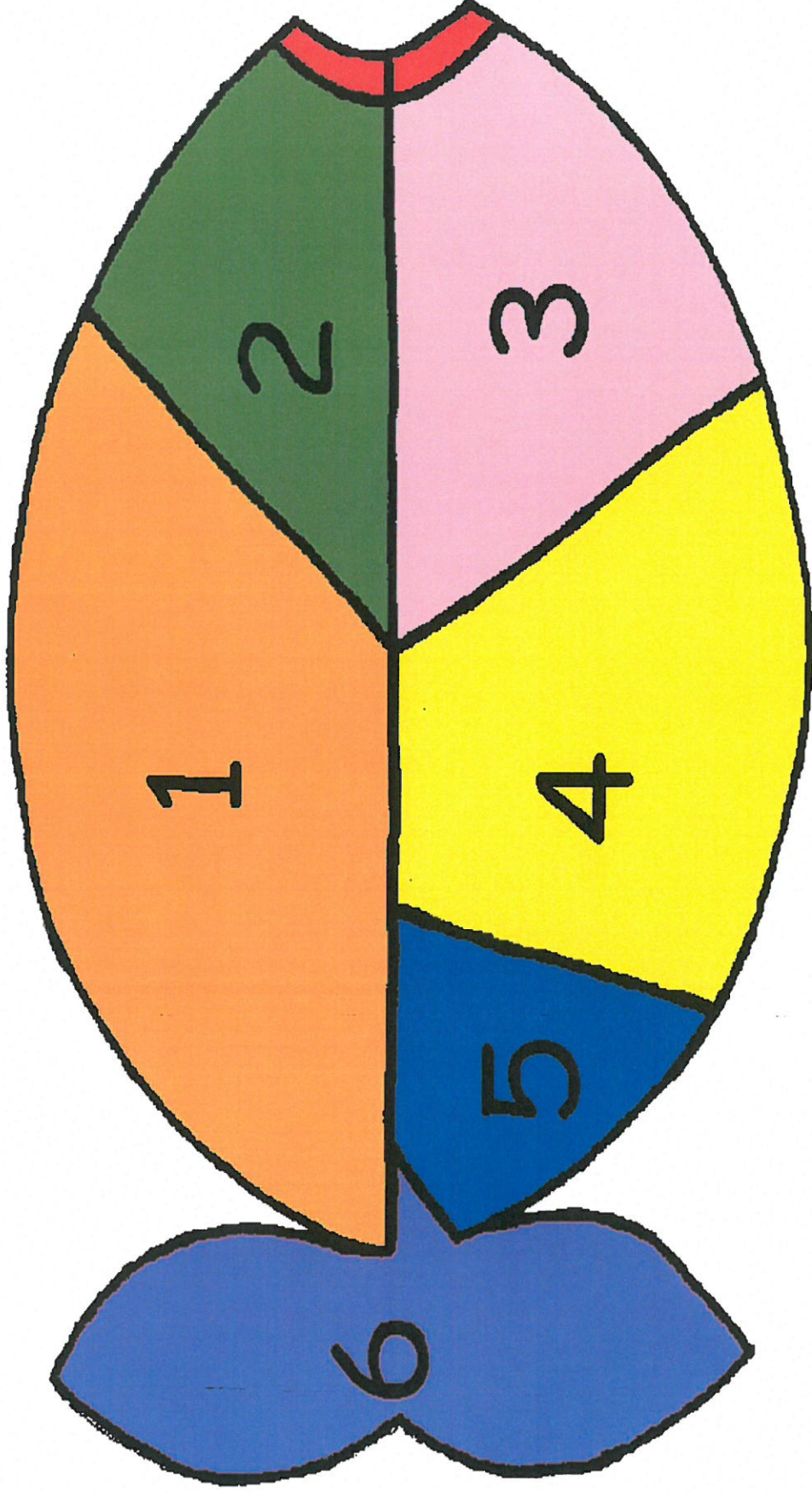




Improving Health
and Wellbeing



Humber
NHS Foundation Trust

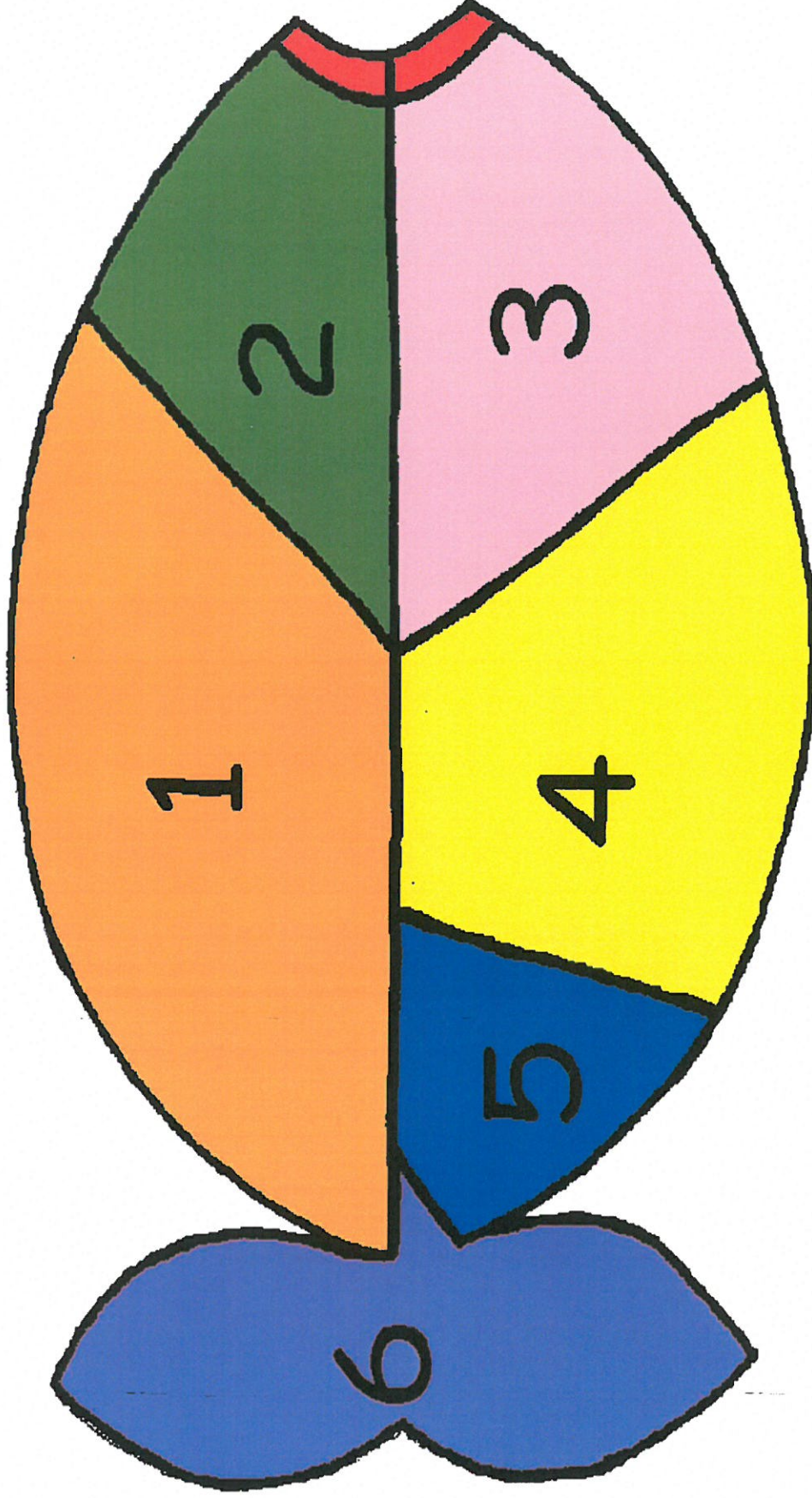




Improving Health
and Wellbeing



Humber
NHS Foundation Trust



© Speech and Language Therapy, Humber NHS Foundation Trust

www.humber.nhs.uk

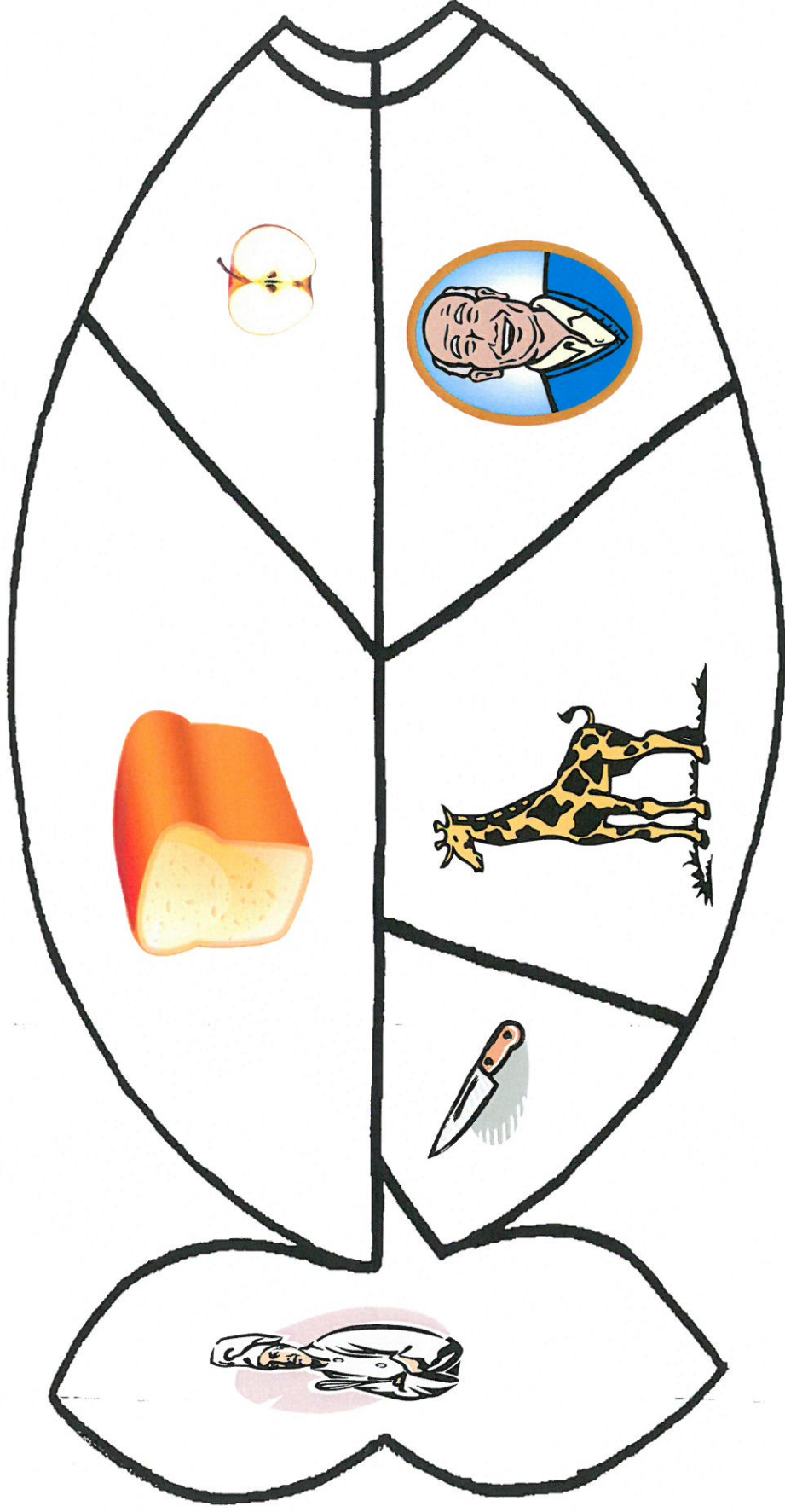




Improving Health
and Wellbeing



Humber
NHS Foundation Trust




f at the end of words

chef, loaf, half, laugh, giraffe, chef

© Speech and Language Therapy, Humber NHS Foundation Trust

www.humber.nhs.uk






Improving Health
and Wellbeing



Humber
NHS Foundation Trust



f at the end of words

sheriff, calf, roof, scarf, chief, leaf

© Speech and Language Therapy, Humber NHS Foundation Trust

www.humber.nhs.uk



Autumn Leaf Game

Cut the leaves out and cut them into 6 numbered pieces. Make sure the stalk is attached to one of the pieces.

Use the leaves with the pictures as lotto boards. Roll the dice to win pieces, match them to the board and say the target word that you cover at the level indicated by your therapist—single word, phrase or sentence level. Remember to use f sound at the end!

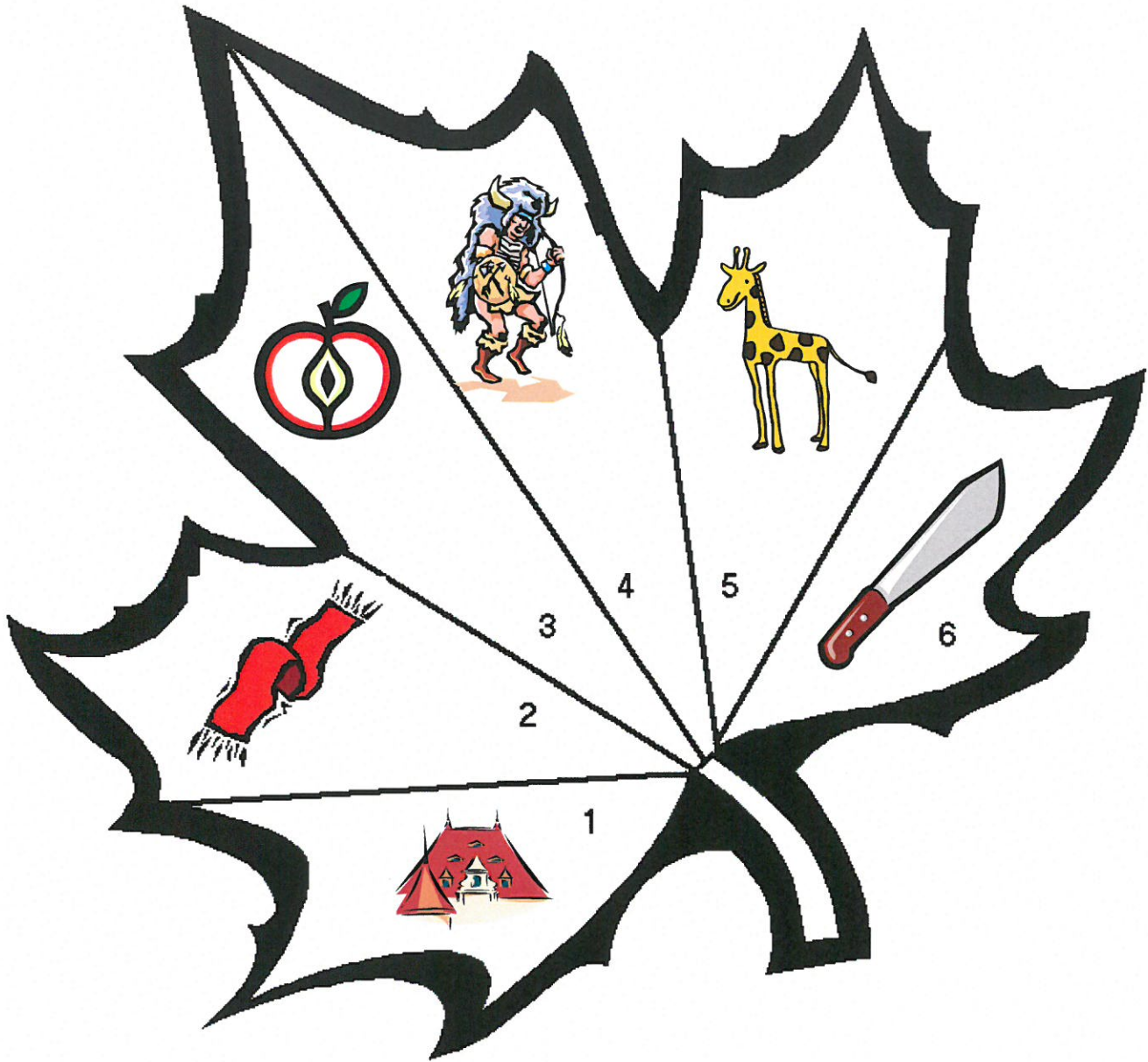
If you already have the numbered piece, the turn passes to the next player. The winner is the first person to complete the leaf.

Created by Olla Splitt
Updated by Rona Gaffney 11.08.14










roof, scarf, half, chief, giraffe, knife.





loaf, chef, calf, leaf, giraffe, knife.



FIND THE GIRAFFE

The purpose of this game is to practise words with f sound at the end of the words at phrase level.

How to play:

Each player has a picture of a giraffe. Other cards are placed on a table face down (or hidden in the room face down).

Players take it in turns to pick a card and say what they got,

eg "I've got a leaf, but no giraffe".

Or:

"I've got a leaf and the giraffe!"

The words to practise: roof, leaf, knife, chef, loaf, half, scarf, chief and giraffe of course!

The game continues until all the cards are looked at.

The person to collect most pictures featuring the giraffe is the winner.

Created by Ola Splitt
Updated by Rona Gaffney 11.08.14

© Speech & Language Therapy, Humber NHS Foundation Trust







Improving Health
and Wellbeing



Humber
NHS Foundation Trust



© Speech and Language Therapy, Humber NHS Foundation Trust

www.humber.nhs.uk






Improving Health
and Wellbeing



Humber
NHS Foundation Trust



© Speech and Language Therapy, Humber NHS Foundation Trust







Improving Health
and Wellbeing



Humber

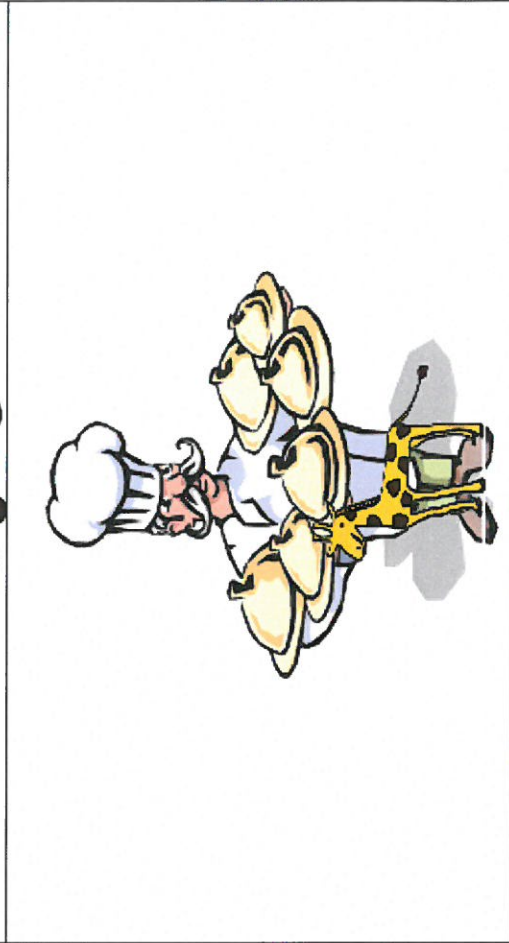

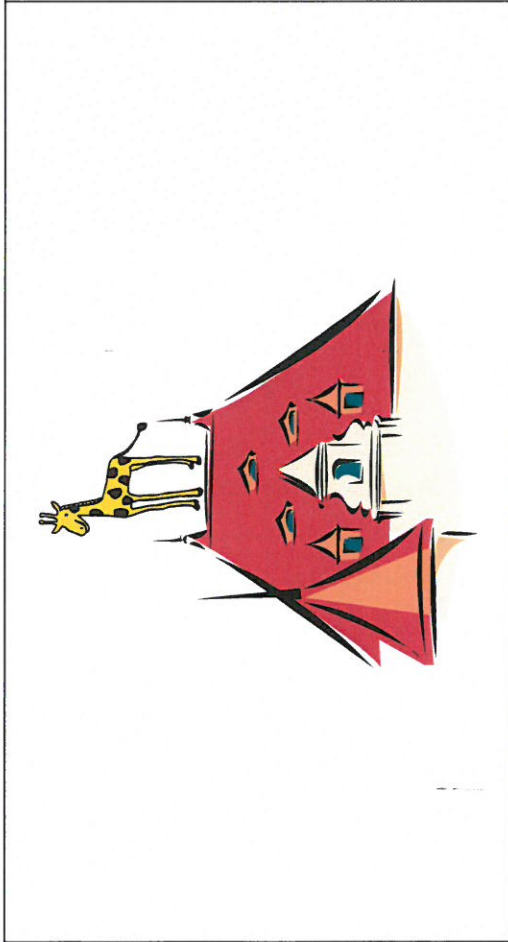
NHS Foundation Trust






Improving Health
and Wellbeing


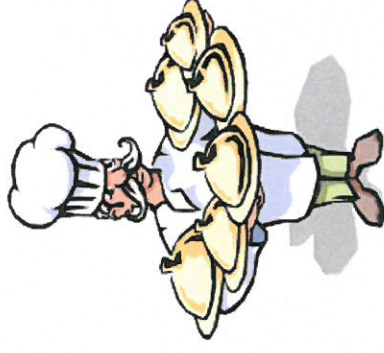

NHS
Humber
NHS Foundation Trust



© Speech and Language Therapy, Humber NHS Foundation Trust



www.humber.nhs.uk



Things That Go Together

f the end of words

chef – food
elf – Father Christmas
leaf – tree
knife – fork
giraffe – zoo
shelf - book

Original concept by Helen Jones/Marie Ostler July 1996
Updated by Rona Gaffney 2015


© Speech and Language Therapy, Humber NHS Foundation Trust



How To Play

- Cut out the pictures and spread them out face down on the table.
- Take it in turns to choose 2 pictures.
- Try to find 2 pictures that go together e.g. knife and fork.
- If the pictures go together say “..... and go together.”
- If the pictures don't go together say “ and do not go together.”
- Try to remember where the pictures are that may go together.
- Continue taking turns until all the pictures have been won.
- The winner is the one with the most pictures.







f at the end Sentences

Make up some sentences to go with these pictures













Snakes Ladders

Things you'll need:

- Snakes and Ladders board
- A Dice
- One marker per player (e.g. a counter, a plastic coin)
- 2 or more people

How to play Snakes and Ladders!

- Place the counters on the board on the **START** square.
- Each player takes it in turns to roll the dice.
- Move your counter the number of squares the dice shows,
- When you get to a square, say the word using good speech
- Continue until a player reaches the **FINISH** square.

Ladder: If you land at the bottom of a ladder, move up to the square at the top of the ladder. Continue from there.

Snake: If you land on the snake's head, move down the board to the snake's tail and continue from there.



Snakes and Ladders

START

f at the end of words

Updated by Rona Gaffney 18.08.14

FINISH WELL DONE!

The board game grid consists of 10 rows and 7 columns of squares. The starting square is a pink square labeled 'START' at the bottom left. The ending square is a blue square labeled 'FINISH WELL DONE!' at the top right. The grid contains various illustrations: a wolf's head, a roof, a giraffe, a leaf, a knife, a turtle, a chef, a boy eating, a clown, a golfer, a black silhouette, a black silhouette, a black silhouette, a yellow ladder, a black silhouette, a giraffe, a roof, a wolf's head, a turtle, a green snake, a leaf, a pink ladder, a golfer, a black silhouette, a clown, a loaf of bread, a black silhouette, a blue ladder, a leaf, a giraffe, a knife, a roof, a wolf's head, a yellow ladder, a roof, a leaf, a giraffe, a knife, a roof, a wolf's head, a yellow ladder, a roof, a turtle, a boy eating, and a chef. There are four ladders: a red ladder connecting the roof square to the roof square, a pink ladder connecting the roof square to the roof square, a blue ladder connecting the roof square to the roof square, and a yellow ladder connecting the roof square to the roof square.

leaf, giraffe, knife, roof, wolf, scarf, cough, chef, cliff, laugh, loaf, elf, calf, golf, half,



Word Search

d	o	l	u	g	r	a
s	h	e	r	i	f	f
c	h	a	o	r	c	l
a	h	f	o	a	v	a
r	a	i	f	f	z	c
f	l	o	a	f	j	u
m	f	i	d	e	i	s

scarf



roof



leaf



calf



half



sheriff



giraffe



loaf



Updated by Rona Gaffney 11.08.14

