



## Pack for 'r' clusters at the start of words



**This pack should only be used under the guidance of a Speech and Language Therapist**

Original Concepts by Speech and Language Therapists in Hull and East Yorkshire  
Updated by Rona Gaffney 2015





Improving Health  
and Wellbeing



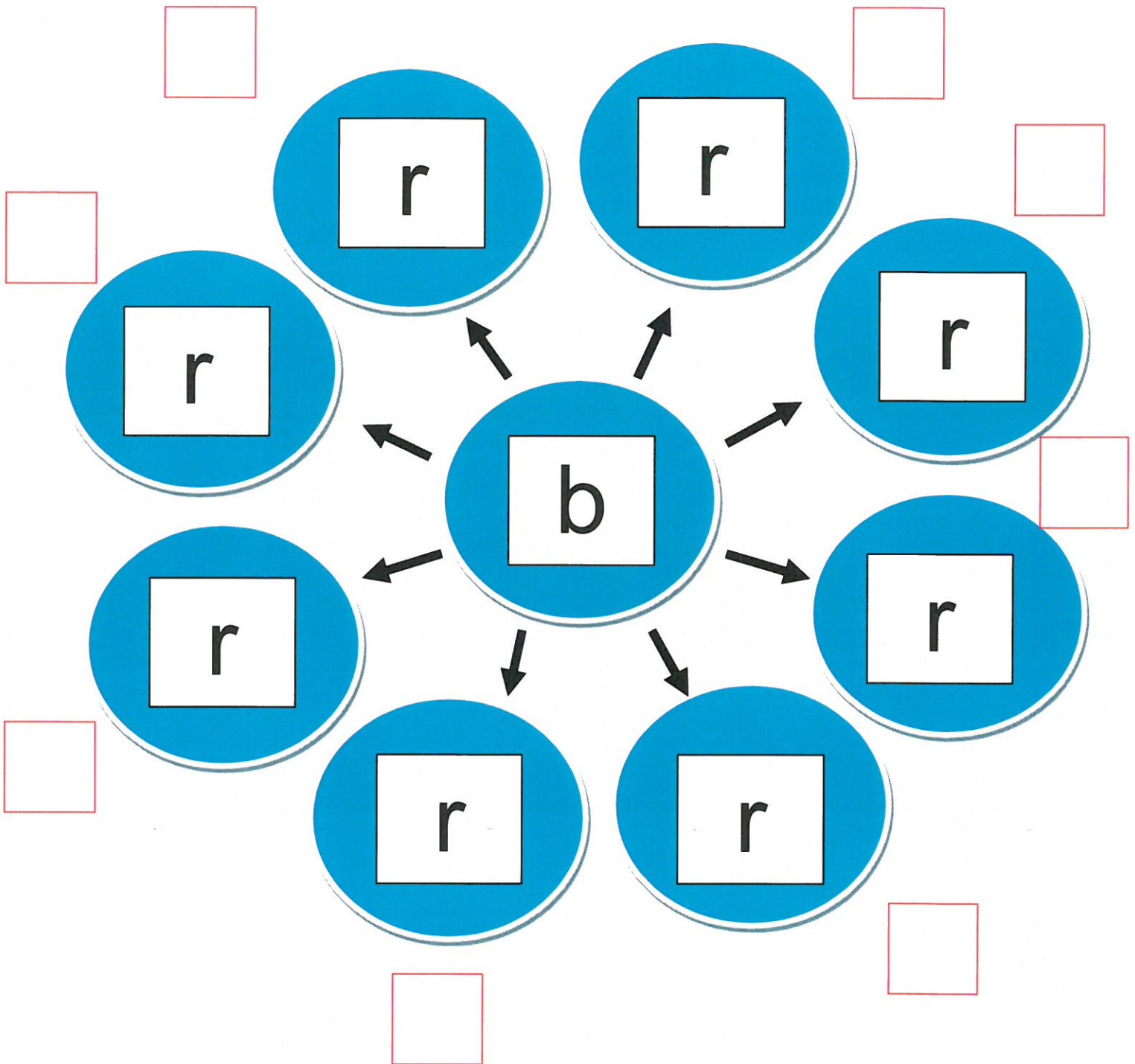
Humber  
NHS Foundation Trust

| D.O.B:   |   |   |         |                |
|--|---|---|---------|----------------|
| Name:<br>School:   |   |   |         |                |
| Overall aim(s)   | Where am I now?   | What will I achieve?  | Outcome | Actual Outcome |
| To help the child improve their speech production skills to their full potential           | The child is not using 'r' clusters at the start of words in their speech | The child will be able to produce 'r' clusters correctly at the start of words in sentences during structured therapy activities 80% of the time. |         |                |
| Therapy package: Targets will be reviewed as agreed with the speech and language therapist | Timescale: As agreed with the speech and language therapist               | Factors contributing to outcome: Commitment from adults working with the child and regularity of practice.  |         |                |

Please work through the following activities. If you have any questions or feel that the targets have been achieved, please contact the speech and language therapist.



# Blending Game



Try to say the 2 sounds together i.e. b...r. Can you go right around and get everyone right? Put a tick in the box beside everyone that you get right.



## Fish Jigsaw


YOU WILL NEED A DICE TO PLAY THIS GAME

- Cut out the fish pieces with numbers on.
- Each player is given a fish board with various pictures beginning or ending with your child's target sound.
- Take it in turns to shake the dice and find the correct fish piece with that number on.
- Place the fish piece in the correct place on your fish board and say the picture you are covering over. Remember to use your target sound.
- The winner is the player who covers all their pictures over first.
- This game can be played at 3 levels of difficulty (see below). Ask your therapist at which level to play the game.

**LEVEL 1 – (SINGLE WORDS)** Say the words you cover over – as above.

**LEVEL 2 – (TARGET WORDS IN PHRASES)** Say the target word in this set phrase "I've got the ....."

**LEVEL 3 – (TARGET WORDS IN SENTENCES)** Say the target word in your own sentence.

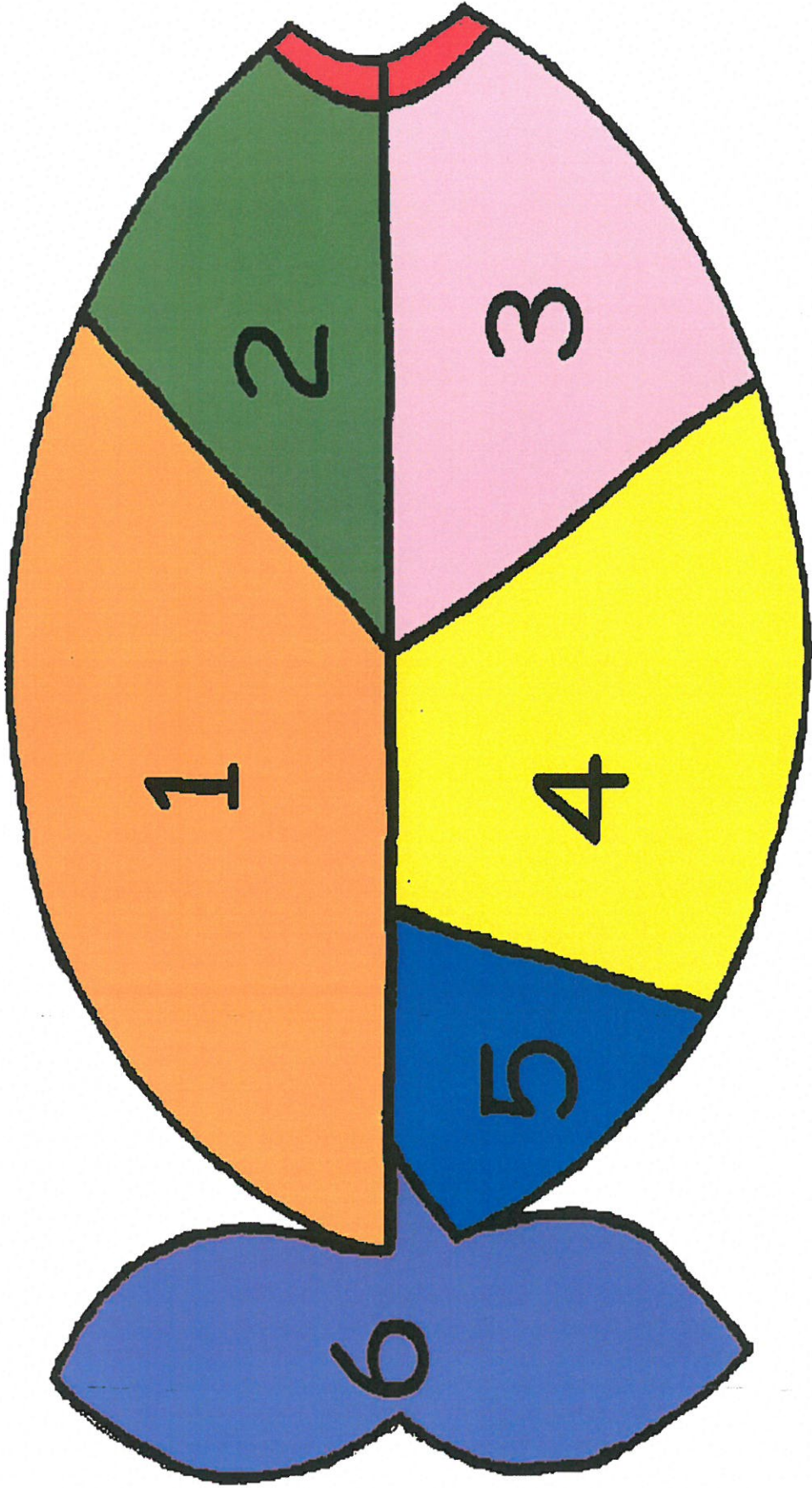




Improving Health  
and Wellbeing




Humber  
NHS Foundation Trust



© Speech and Language Therapy, Humber NHS Foundation Trust

[www.humber.nhs.uk](http://www.humber.nhs.uk)

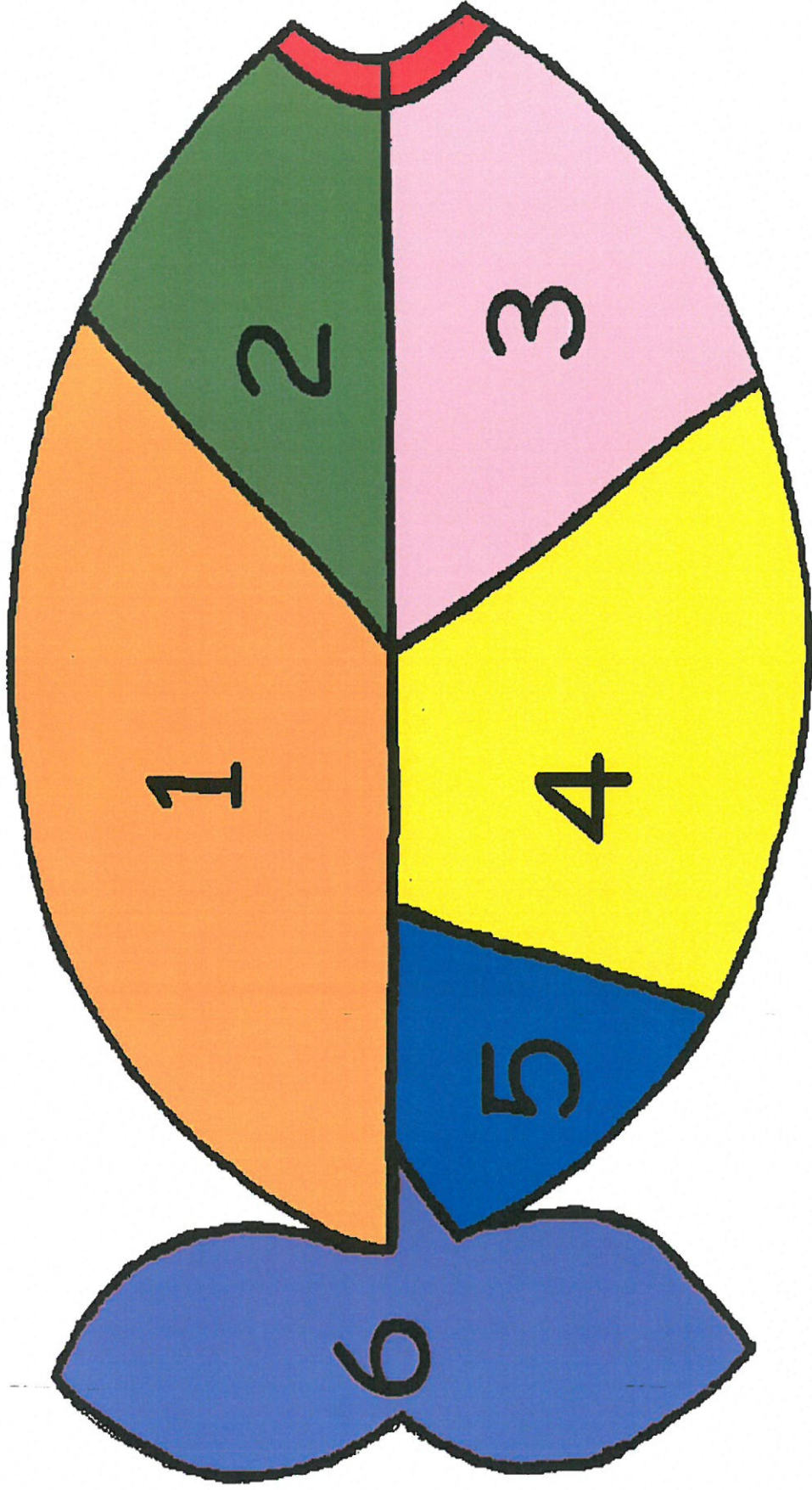




Improving Health  
and Wellbeing




Humber  
NHS Foundation Trust



© Speech and Language Therapy, Humber NHS Foundation Trust

[www.humber.nhs.uk](http://www.humber.nhs.uk)

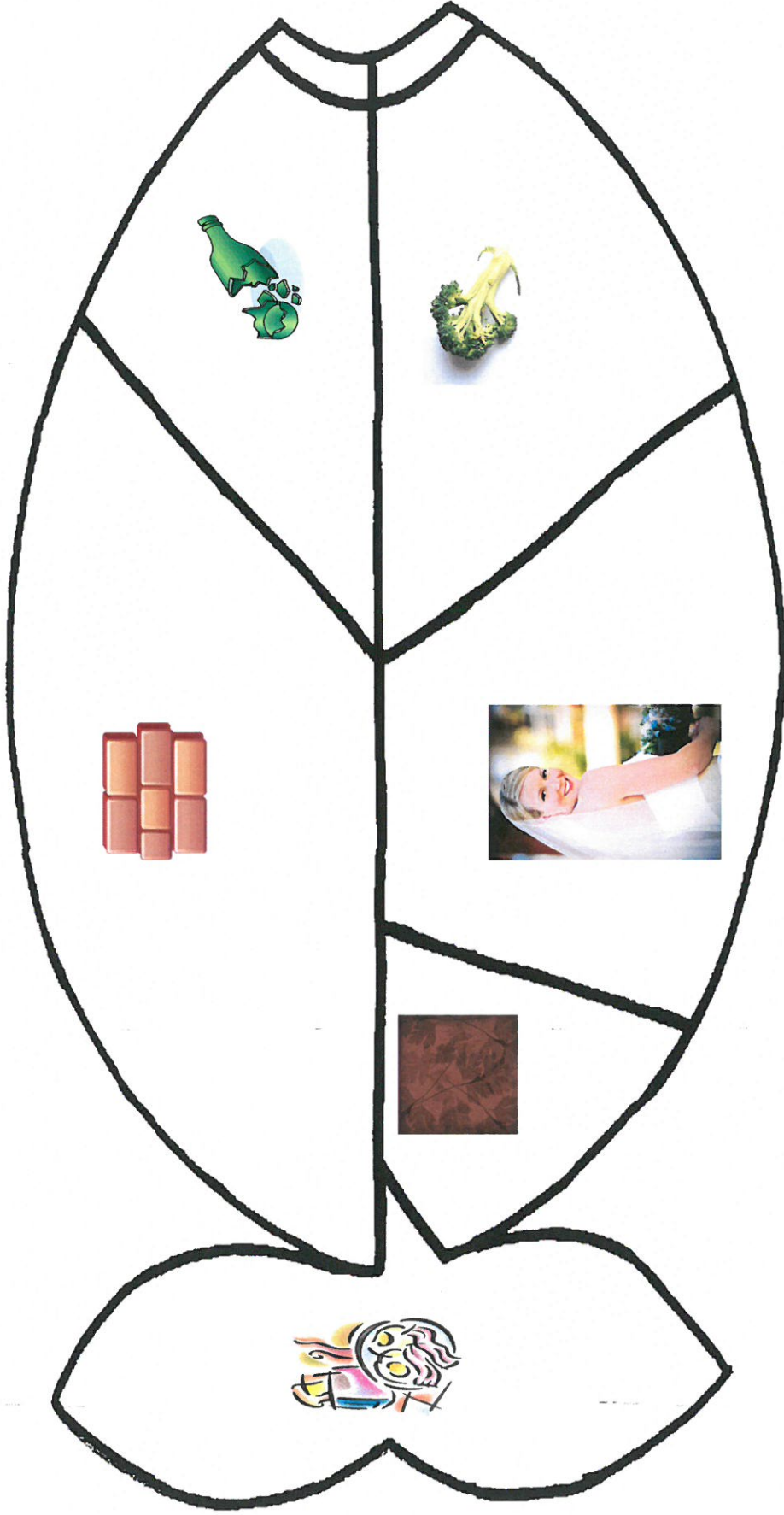




Improving Health  
and Wellbeing



Humber  
NHS Foundation Trust



br at the start of words

breakfast, brick, break, broccoli, bride, brown

© Speech and Language Therapy, Humber NHS Foundation Trust

[www.humber.nhs.uk](http://www.humber.nhs.uk)

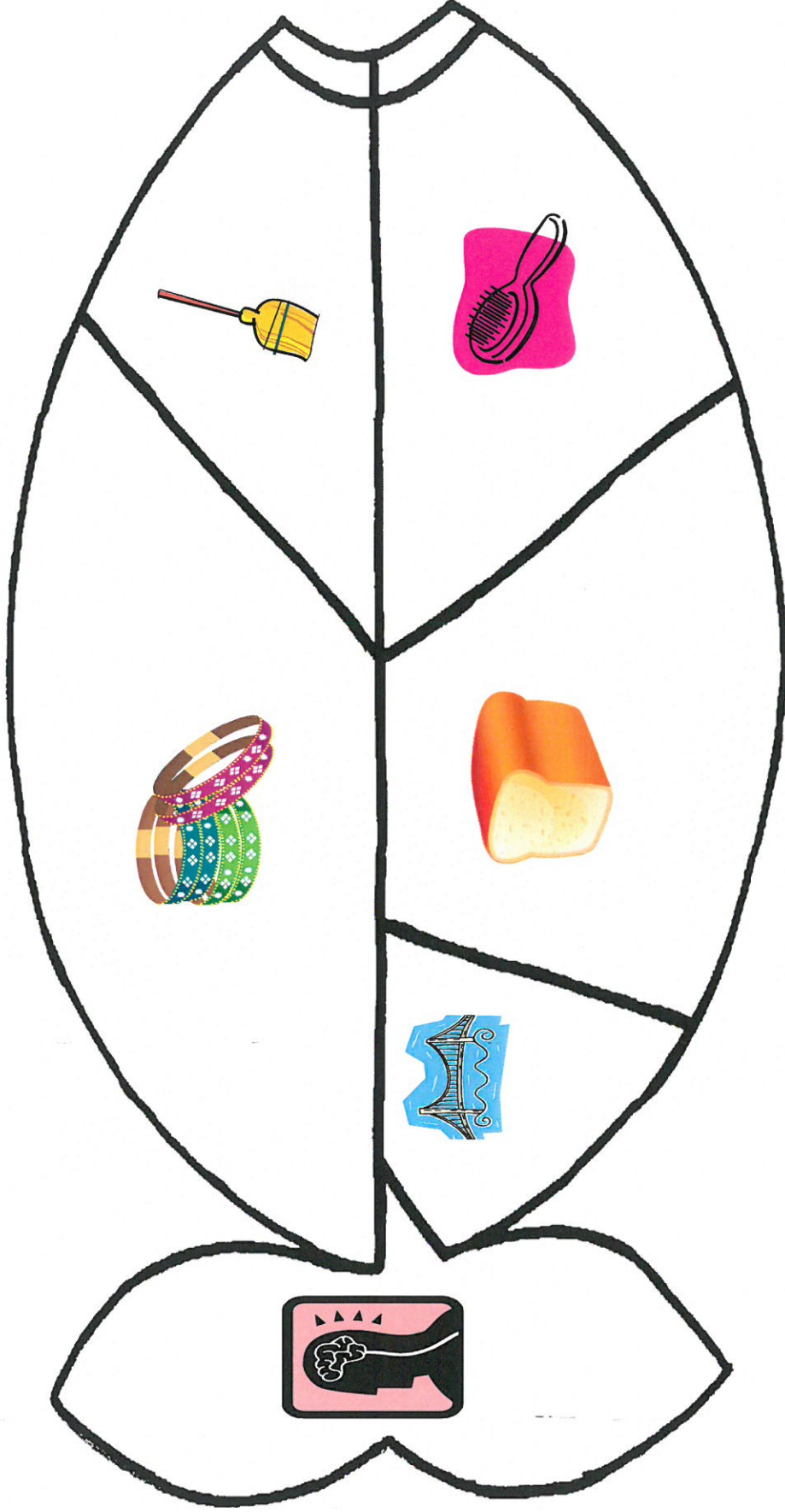




Improving Health  
and Wellbeing



Humber  
NHS Foundation Trust




br at the start of words

brain, bracelet, broom, brush, bread, bridge

© Speech and Language Therapy, Humber NHS Foundation Trust

[www.humber.nhs.uk](http://www.humber.nhs.uk)





## Lotto Game

- Each player has a lotto board.
- Spread the cards out on the table with the pictures face down so you can't see them.
- Take it in turns to choose a card.
- Say what the picture is, remembering to use your special sound.
- Match the picture to the correct lotto board.
- The winner is the player who gets all the pictures on their board first.
- This game can be played at 3 levels of difficulty (see below). Ask your therapist at which level to play the game.

**LEVEL 1 – (SINGLE WORDS)** Say the words – as above.

**LEVEL 2 – (TARGET WORDS IN PHRASES)** Say the target word in this set phrase “I’ve got the .....

**LEVEL 3 – (TARGET WORDS IN SENTENCES)** Say the target word in your own sentence.







Improving Health  
and Wellbeing



Humber  
NHS Foundation Trust




br at the start of words  
Updated by Rona Gaffney 05.08.14

bricks, broccoli, brown, bracelets, brush, brain, bridge, bread, broomstick, breakfast,  
bride

© Speech & Language Therapy, Humber NHS Foundation Trust

[www.humber.nhs.uk](http://www.humber.nhs.uk)







Improving Health  
and Wellbeing



Humber  
NHS Foundation Trust

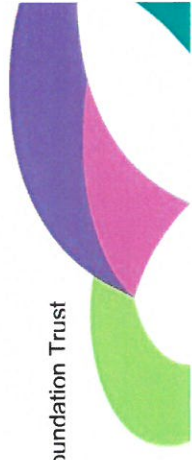


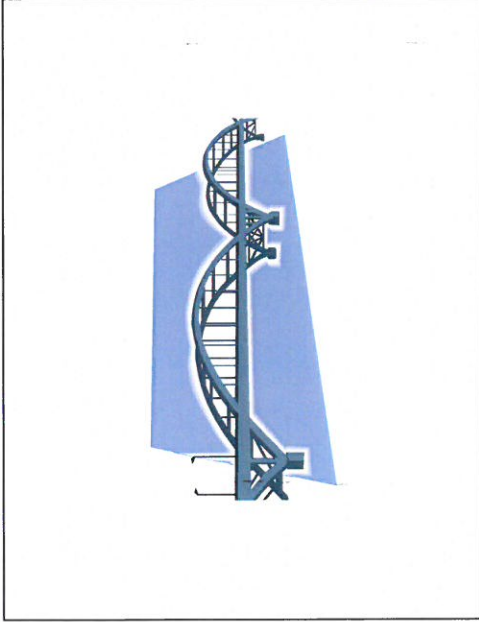




Improving Health  
and Wellbeing

**NHS**

Humber  
NHS Foundation Trust



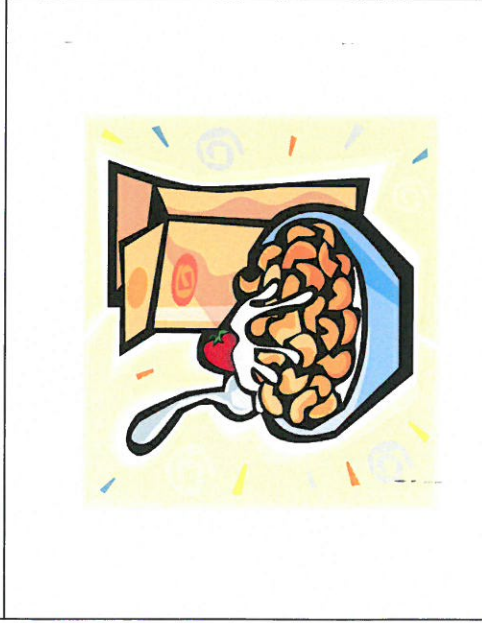





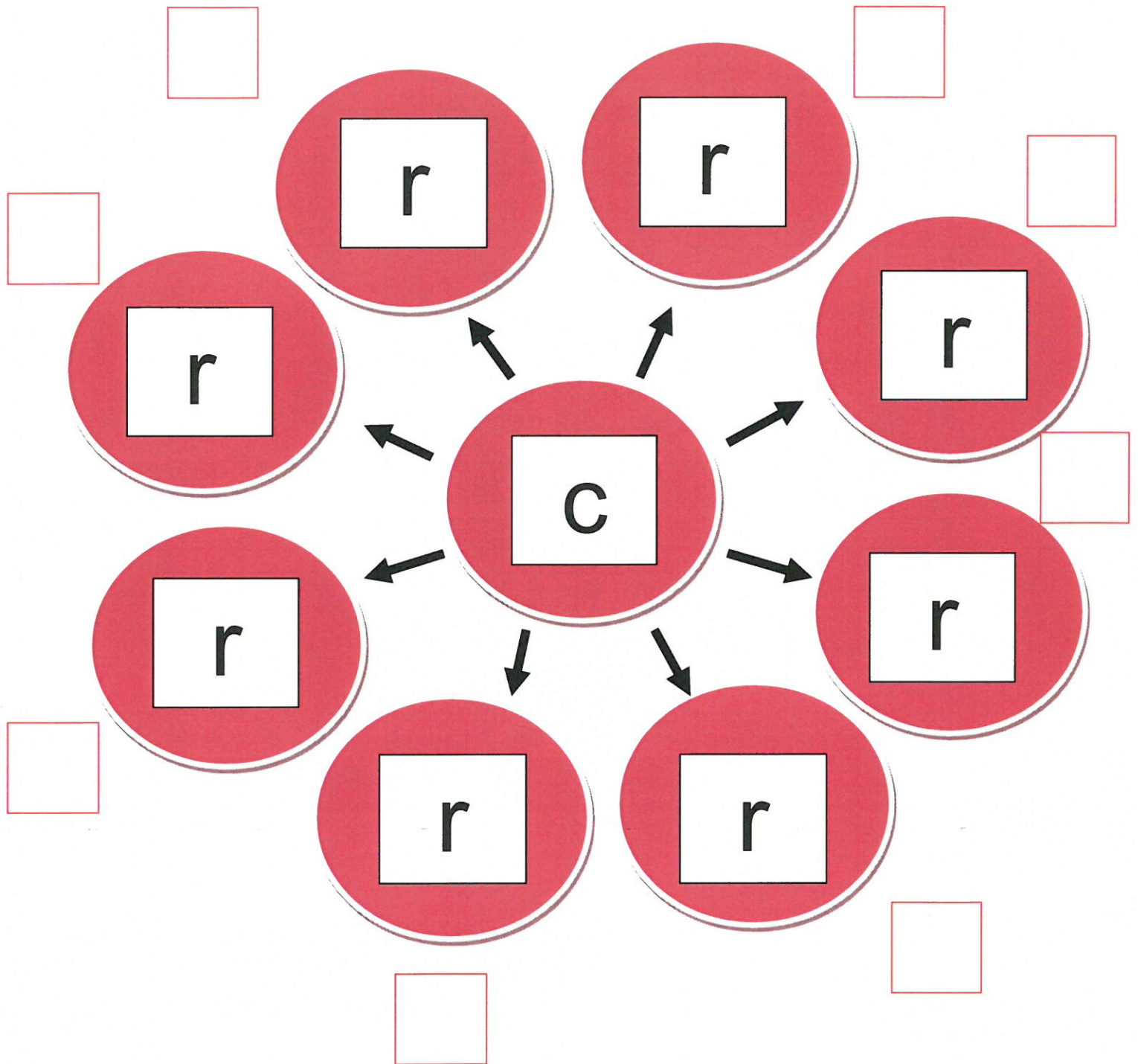
Improving Health  
and Wellbeing



Humber  
NHS Foundation Trust



# Blending Game



Try to say the 2 sounds together i.e. c...r. Can you go right around and get everyone right? Put a tick in the box beside everyone that you get right.



## Fish Jigsaw

### YOU WILL NEED A DICE TO PLAY THIS GAME

- Cut out the fish pieces with numbers on.
- Each player is given a fish board with various pictures beginning or ending with your child's target sound.
- Take it in turns to shake the dice and find the correct fish piece with that number on.
- Place the fish piece in the correct place on your fish board and say the picture you are covering over. Remember to use your target sound.
- The winner is the player who covers all their pictures over first.
- This game can be played at 3 levels of difficulty (see below). Ask your therapist at which level to play the game.

**LEVEL 1 – (SINGLE WORDS)** Say the words you cover over – as above.

**LEVEL 2 – (TARGET WORDS IN PHRASES)** Say the target word in this set phrase "I've got the ....."

**LEVEL 3 – (TARGET WORDS IN SENTENCES)** Say the target word in your own sentence.

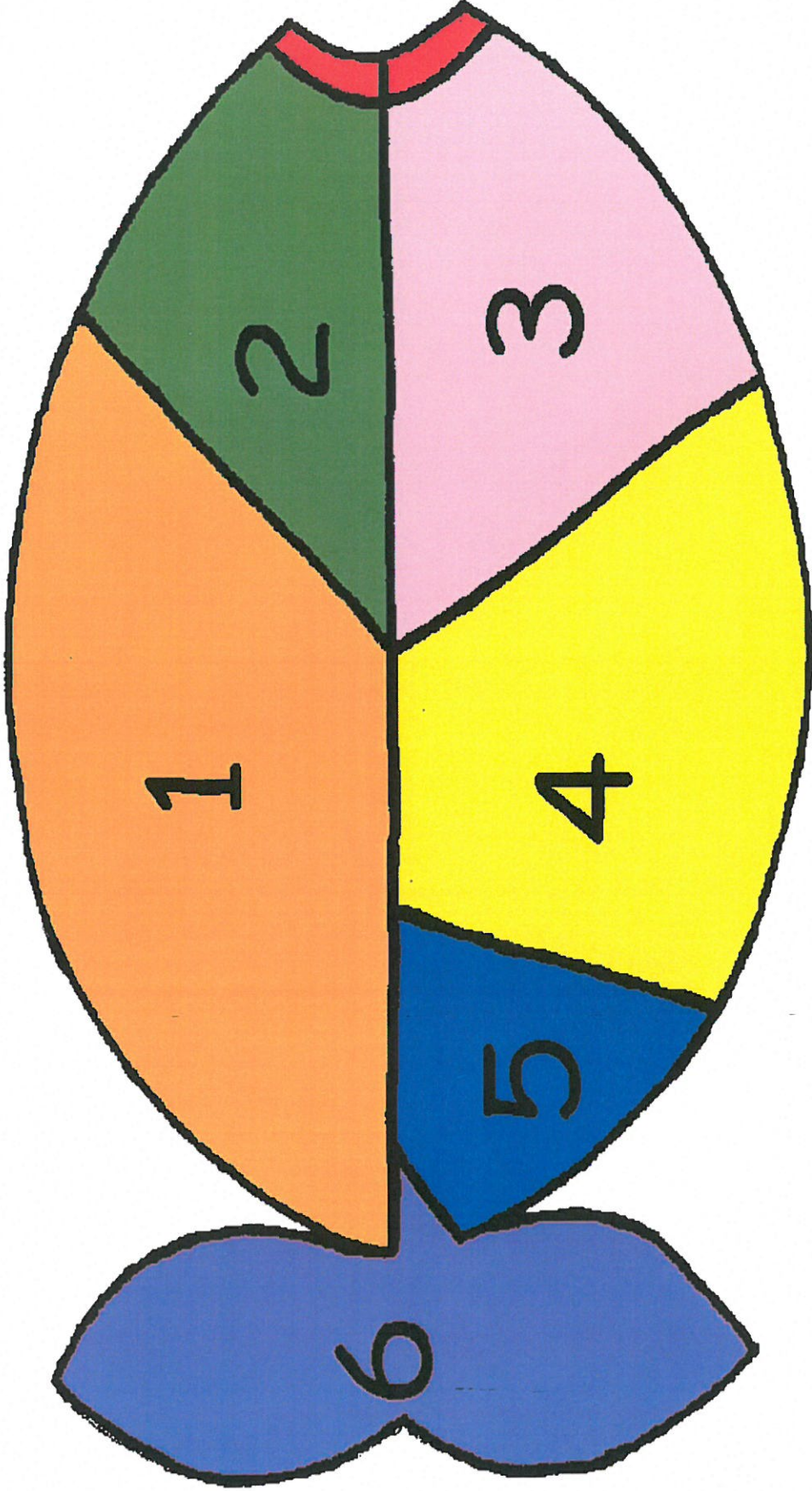




Improving Health  
and Wellbeing



Humber  
NHS Foundation Trust



© Speech and Language Therapy, Humber NHS Foundation Trust

[www.humber.nhs.uk](http://www.humber.nhs.uk)




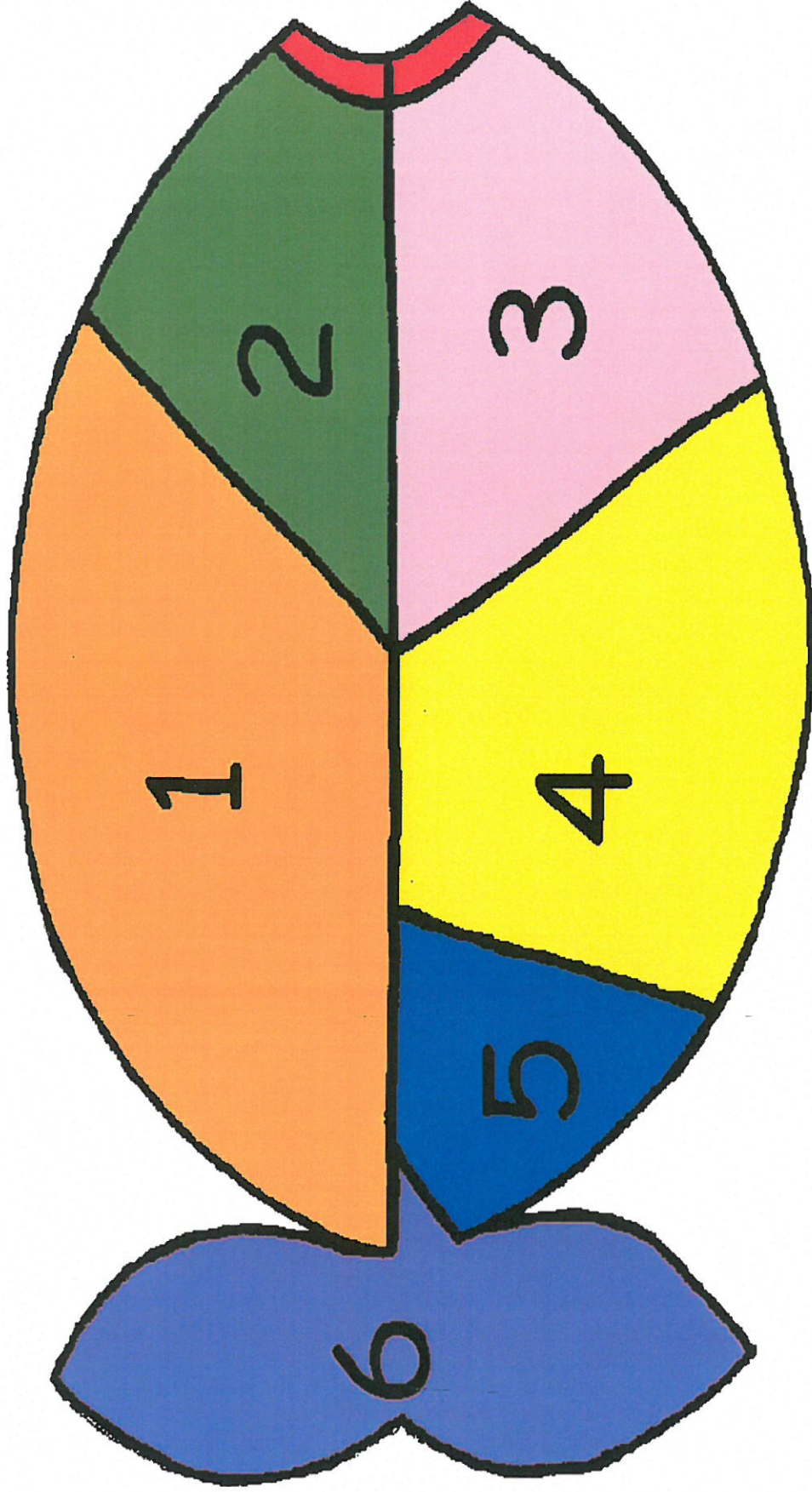




Improving Health  
and Wellbeing

**NHS**

Humber  
NHS Foundation Trust

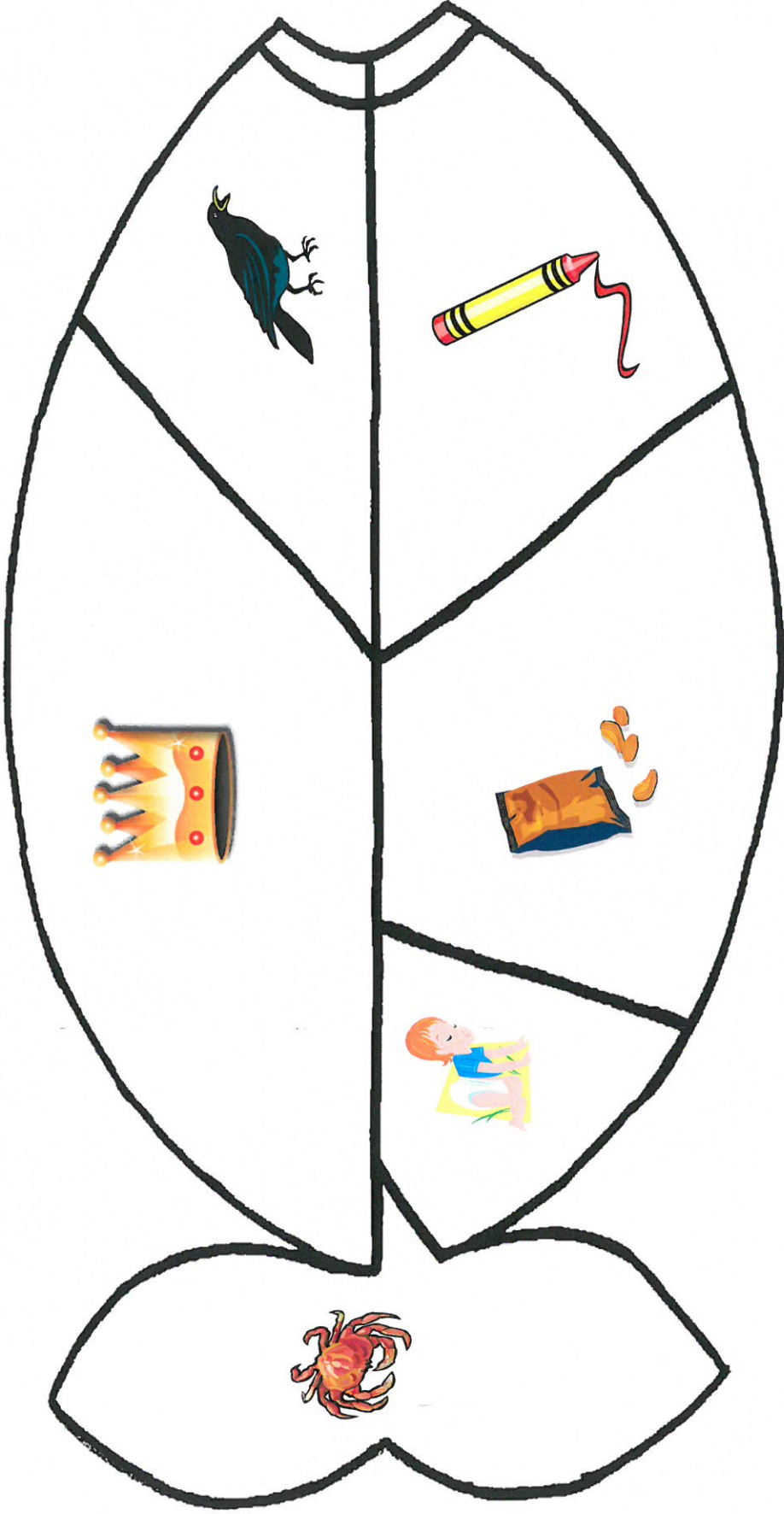




Improving Health  
and Wellbeing



Humber  
NHS Foundation Trust




cr at the start of words

crab, crown, crow, crayon, crisps, crawl

© Speech and Language Therapy, Humber NHS Foundation Trust

[www.humber.nhs.uk](http://www.humber.nhs.uk)






Improving Health  
and Wellbeing



Humber

NHS Foundation Trust




cr at the start of words

crane, crackers, cricket, crossword, cry, crash

© Speech and Language Therapy, Humber NHS Foundation Trust

[www.humber.nhs.uk](http://www.humber.nhs.uk)



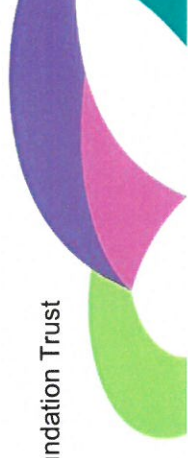
## Lotto Game

- Each player has a lotto board.
- Spread the cards out on the table with the pictures face down so you can't see them.
- Take it in turns to choose a card.
- Say what the picture is, remembering to use your special sound.
- Match the picture to the correct lotto board.
- The winner is the player who gets all the pictures on their board first.
- This game can be played at 3 levels of difficulty (see below). Ask your therapist at which level to play the game.

**LEVEL 1 – (SINGLE WORDS)** Say the words – as above.

**LEVEL 2 – (TARGET WORDS IN PHRASES)** Say the target word in this set phrase “I’ve got the .....

**LEVEL 3 – (TARGET WORDS IN SENTENCES)** Say the target word in your own sentence.



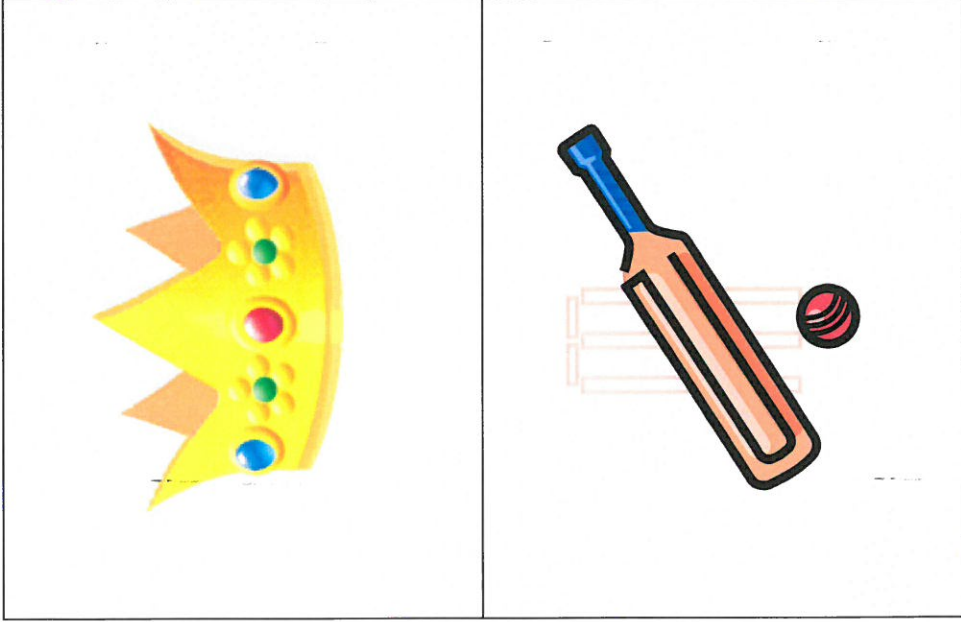


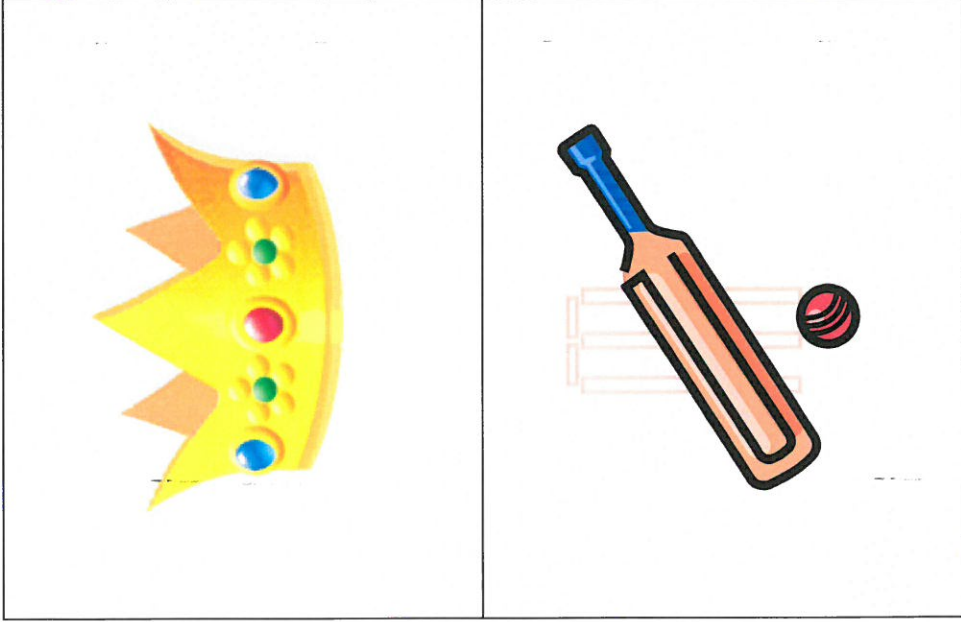




Improving Health  
and Wellbeing




Humber  
NHS Foundation Trust



cr at the start of words  
Created by Jane Welbourne June 2013  
Updated by Rona Gaffney 05.08.14

crown, crayon, crossword, cricket, cry, crab, crackers, crack, crash, crawl, cream, crocodile

© Speech & Language Therapy, Humber NHS Foundation Trust




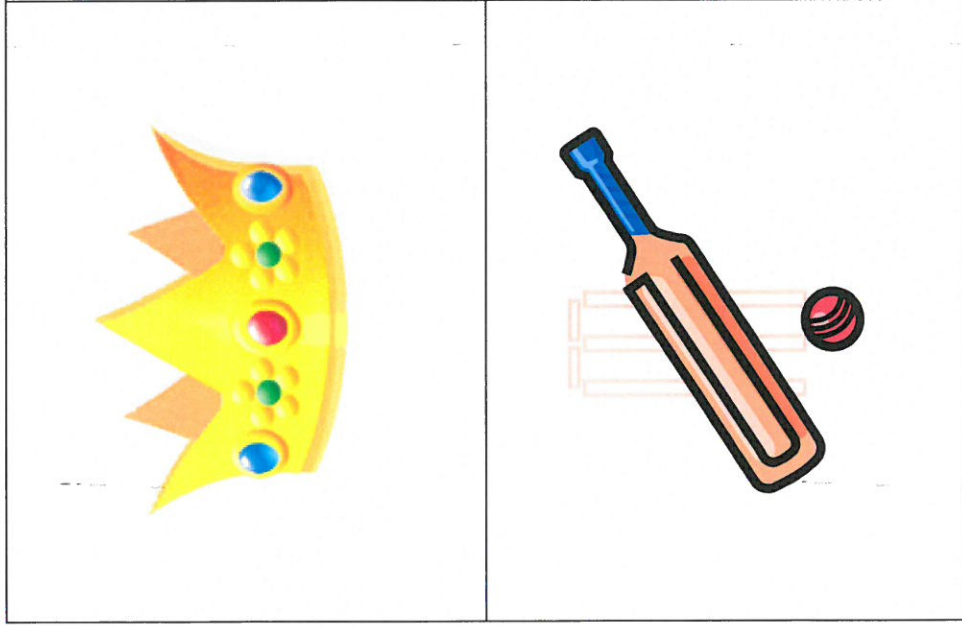




Improving Health  
and Wellbeing



Humber  
NHS Foundation Trust



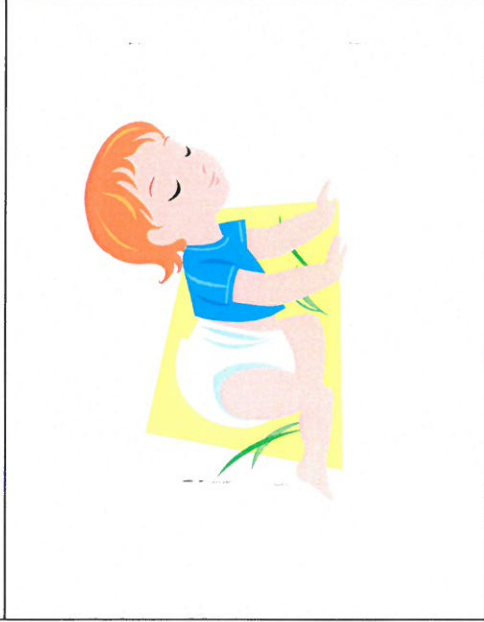

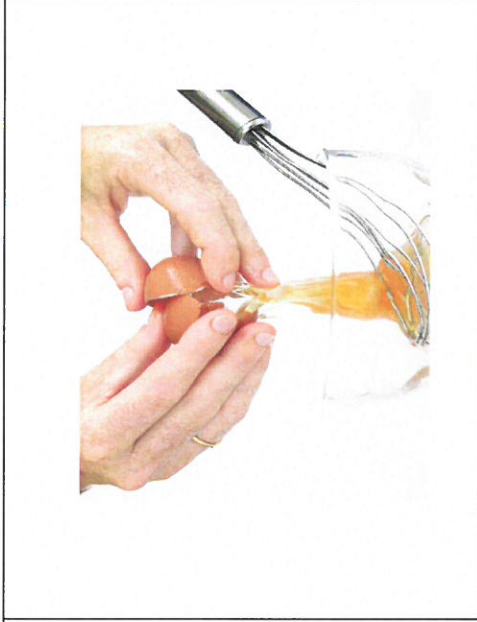




Improving Health  
and Wellbeing



Humber  
NHS Foundation Trust



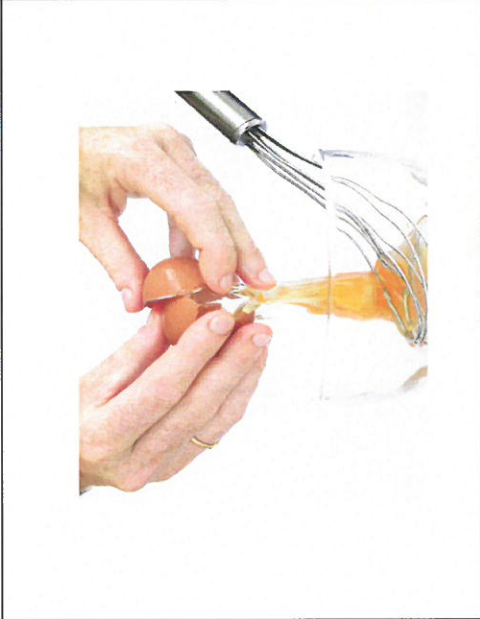




Improving Health  
and Wellbeing

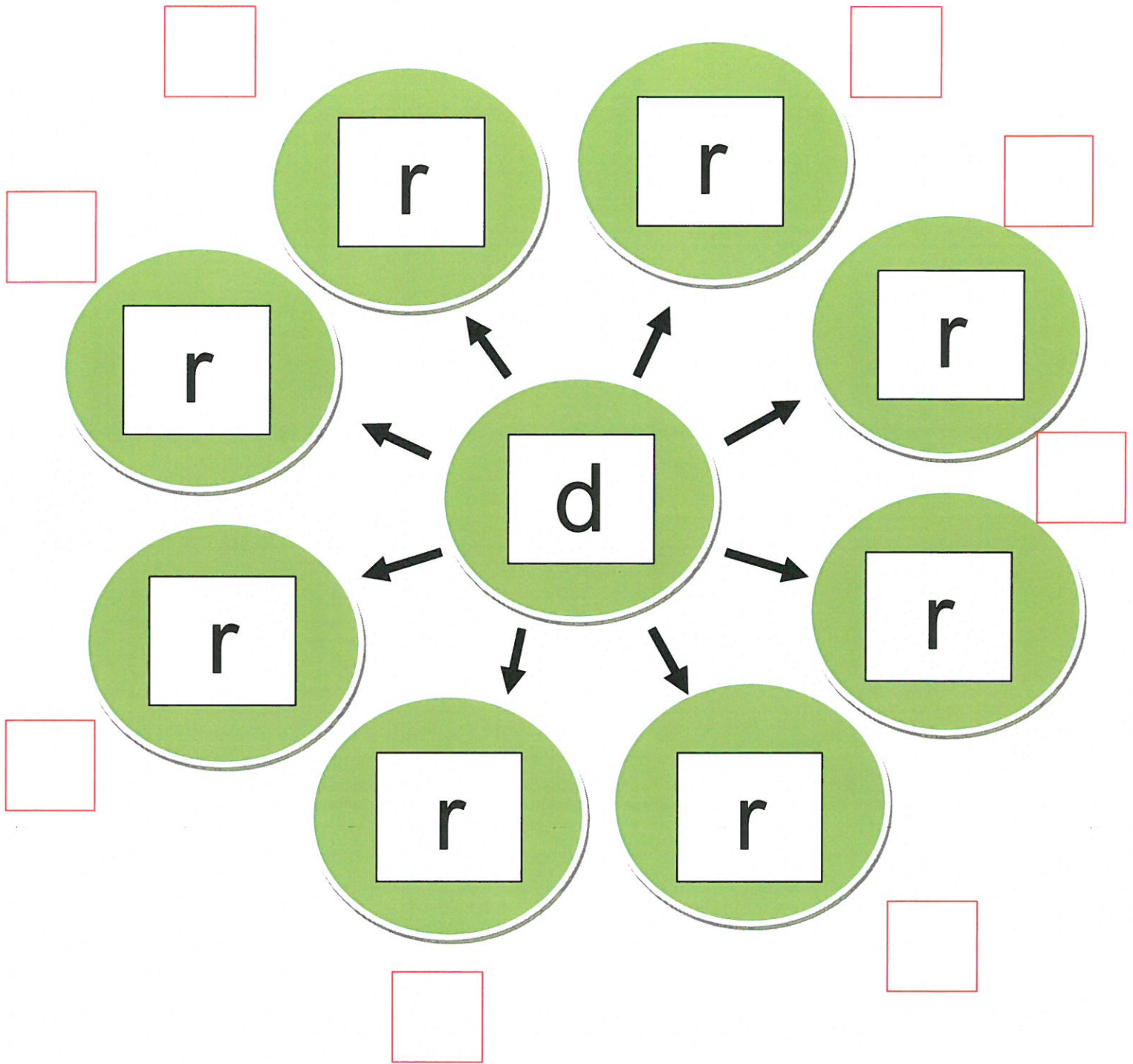


Humber  
NHS Foundation Trust





# Blending Game



Try to say the 2 sounds together i.e. d...r. Can you go right around and get everyone right? Put a tick in the box beside everyone that you get right.



## Fish Jigsaw

### YOU WILL NEED A DICE TO PLAY THIS GAME

- Cut out the fish pieces with numbers on.
- Each player is given a fish board with various pictures beginning or ending with your child's target sound.
- Take it in turns to shake the dice and find the correct fish piece with that number on.
- Place the fish piece in the correct place on your fish board and say the picture you are covering over. Remember to use your target sound.
- The winner is the player who covers all their pictures over first.
- This game can be played at 3 levels of difficulty (see below). Ask your therapist at which level to play the game.

**LEVEL 1 – (SINGLE WORDS)** Say the words you cover over – as above.

**LEVEL 2 – (TARGET WORDS IN PHRASES)** Say the target word in this set phrase "I've got the ....."

**LEVEL 3 – (TARGET WORDS IN SENTENCES)** Say the target word in your own sentence.

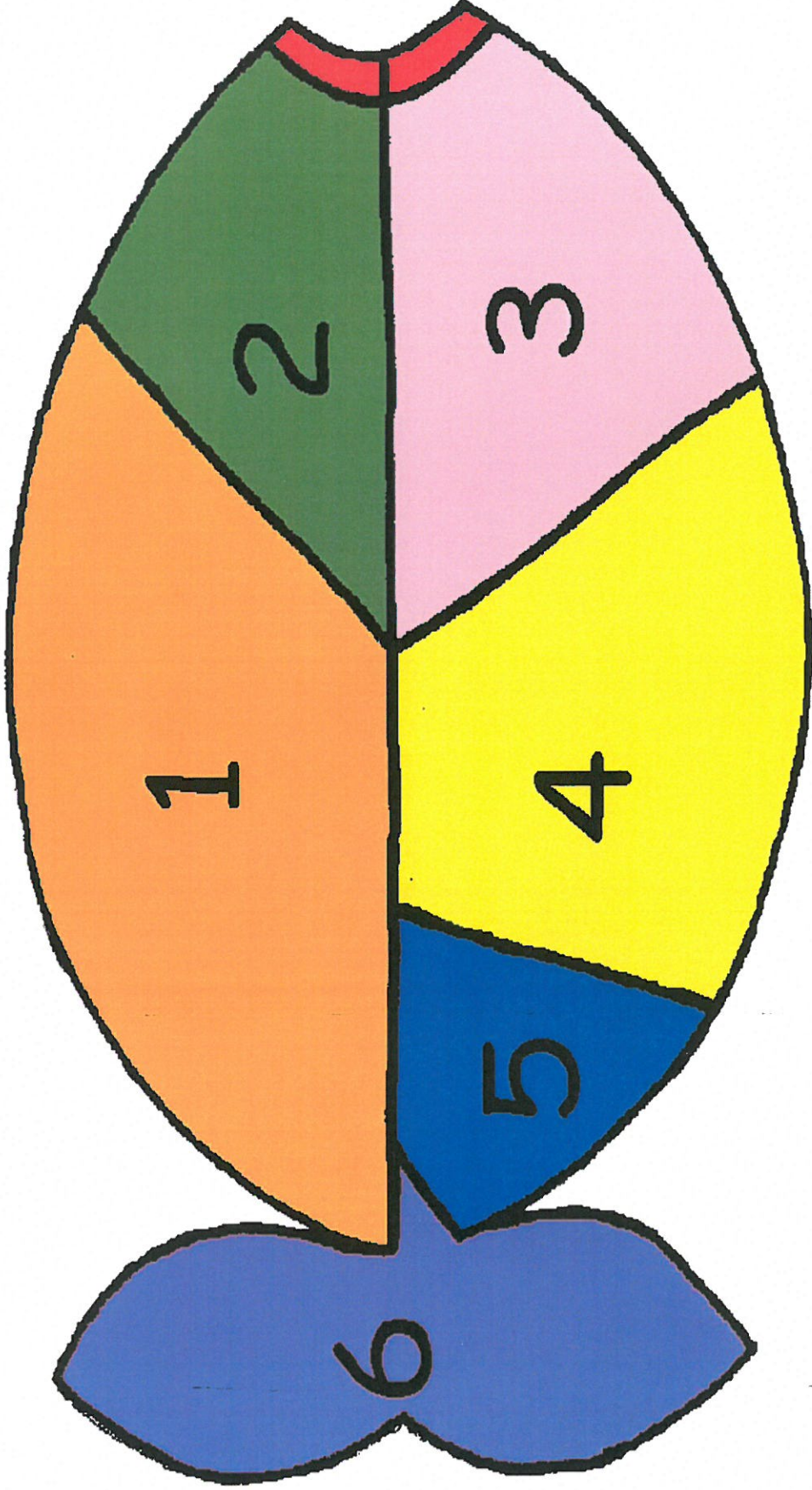




Improving Health  
and Wellbeing



Humber  
NHS Foundation Trust



© Speech and Language Therapy, Humber NHS Foundation Trust

[www.humber.nhs.uk](http://www.humber.nhs.uk)

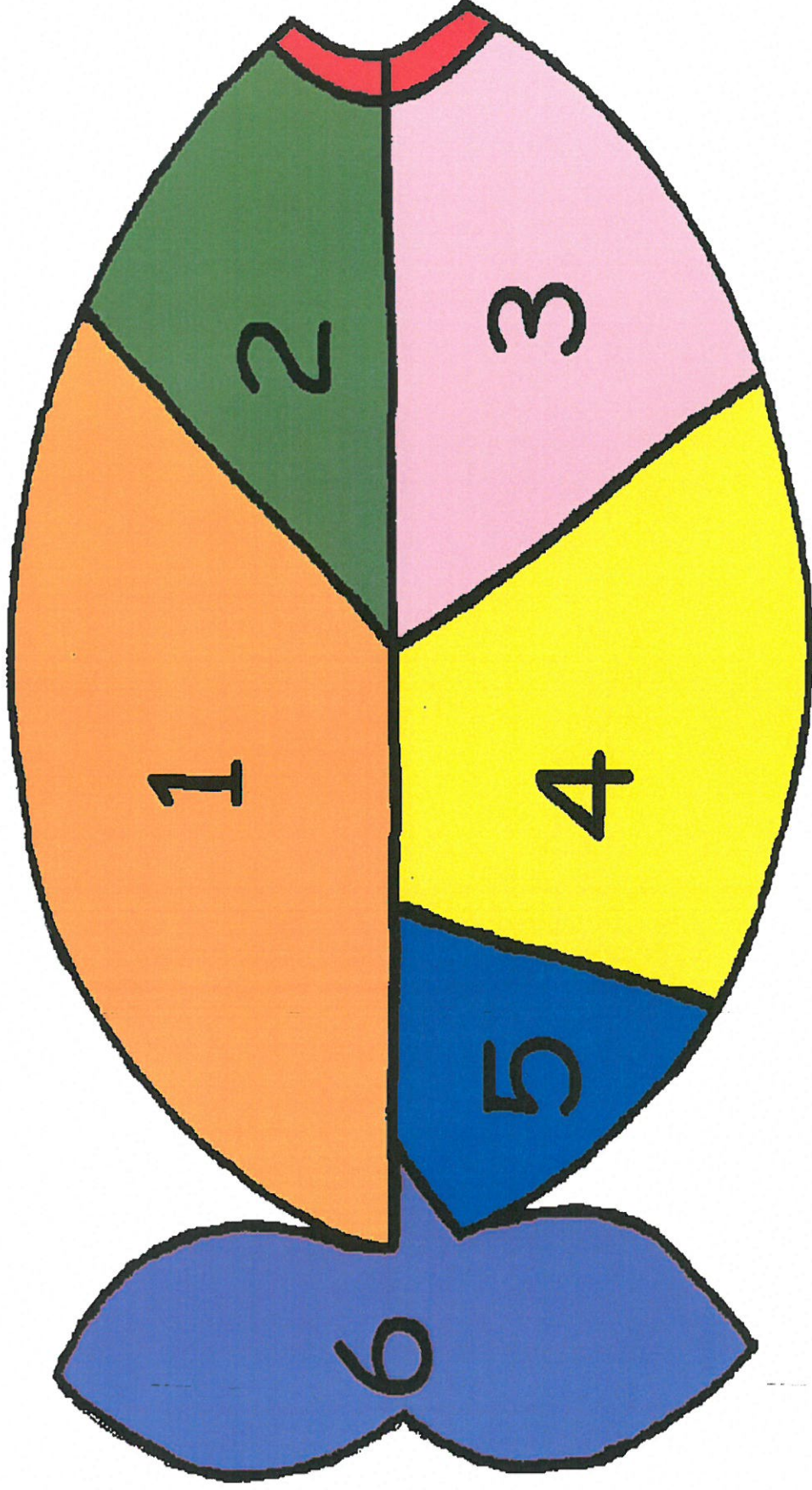




Improving Health  
and Wellbeing

**NHS**

Humber  
NHS Foundation Trust



© Speech and Language Therapy, Humber NHS Foundation Trust

[www.humber.nhs.uk](http://www.humber.nhs.uk)






Improving Health  
and Wellbeing



Humber  
NHS Foundation Trust



dr at the start of words

draw, drain, dragonfly, drip, drive, drawer

© Speech and Language Therapy, Humber NHS Foundation Trust

[www.humber.nhs.uk](http://www.humber.nhs.uk)

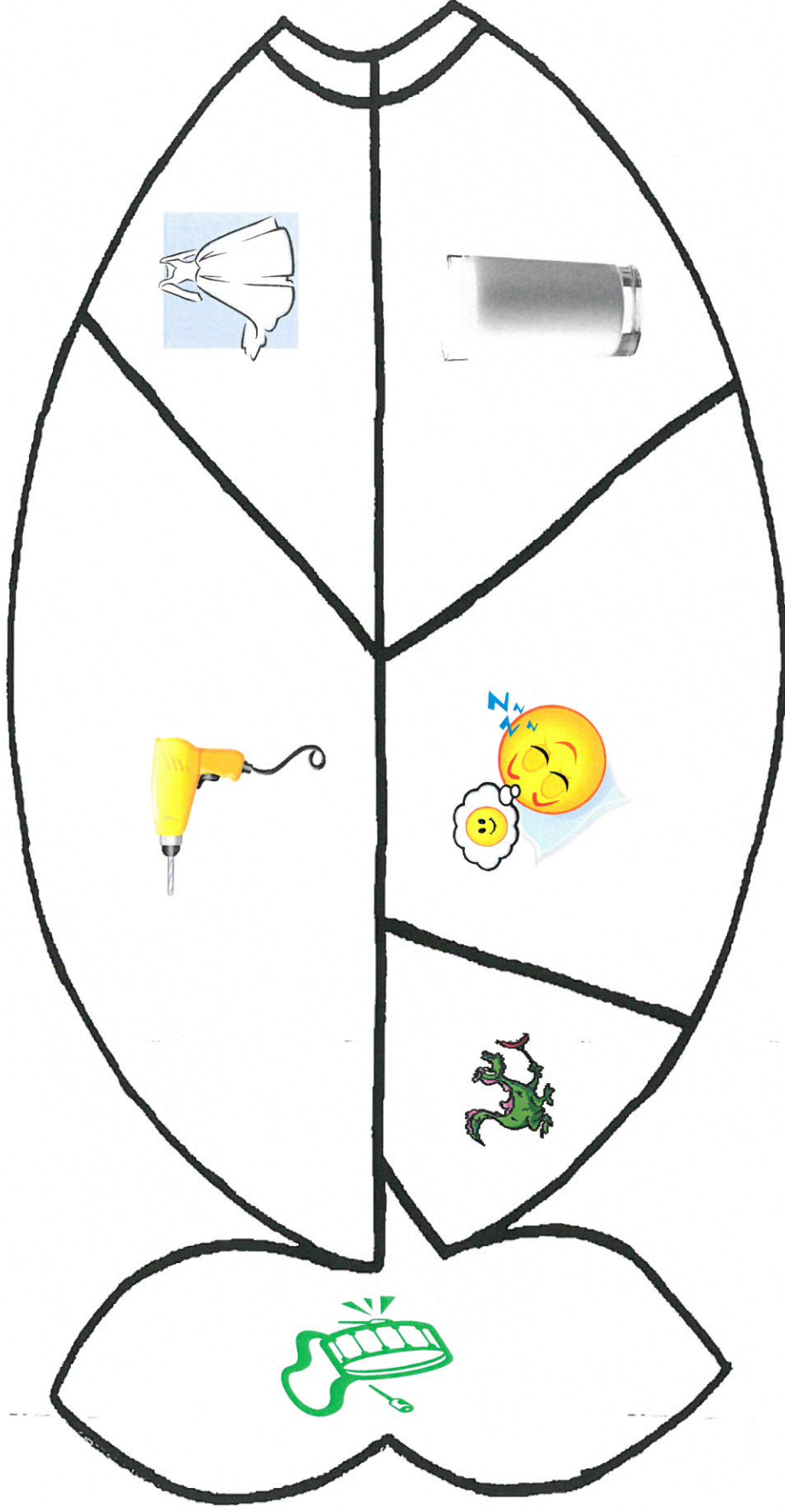




Improving Health  
and Wellbeing



Humber  
NHS Foundation Trust



dr at the start of words

drum, drill, dress, drink, dream, dragon

© Speech and Language Therapy, Humber NHS Foundation Trust



[www.humber.nhs.uk](http://www.humber.nhs.uk)

## Lotto Game

- Each player has a lotto board.
- Spread the cards out on the table with the pictures face down so you can't see them.
- Take it in turns to choose a card.
- Say what the picture is, remembering to use your special sound.
- Match the picture to the correct lotto board.
- The winner is the player who gets all the pictures on their board first.
- This game can be played at 3 levels of difficulty (see below). Ask your therapist at which level to play the game.

**LEVEL 1 – (SINGLE WORDS)** Say the words – as above.

**LEVEL 2 – (TARGET WORDS IN PHRASES)** Say the target word in this set phrase “I’ve got the .....

**LEVEL 3 – (TARGET WORDS IN SENTENCES)** Say the target word in your own sentence.





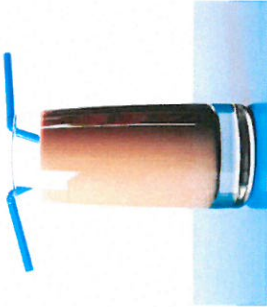
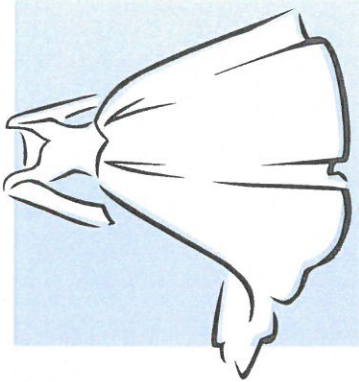




Improving Health  
and Wellbeing



Humber  
NHS Foundation Trust

|  |   |  |
|--|---|--|
|   |   |   |
|  |  |  |


dr at the start of words

Updated by Rona Gaffney 05.08.14

drum, drill, dream, dragon, drink, dress,

[www.humber.nhs.uk](http://www.humber.nhs.uk)

© Speech and Language Therapy, Humber NHS Foundation Trust













Improving Health  
and Wellbeing



Humber  
NHS Foundation Trust



© Speech and Language Therapy, Humber NHS Foundation Trust

[www.humber.nhs.uk](http://www.humber.nhs.uk)



# Snakes and Ladders



## Things you'll need:

- Snakes and Ladders board
- A Dice
- One marker per player (e.g. a counter, a plastic coin)
- 2 or more people

## How to play Snakes and Ladders!

- Place the counters on the board on the **START** square.
- Each player takes it in turns to roll the dice.
- Move your counter the number of squares the dice shows,
- When you get to a square, say the word using good speech
- Continue until a player reaches the **FINISH** square.

**Ladder:** If you land at the bottom of a ladder, move up to the square at the top of the ladder. Continue from there.

**Snake:** If you land on the snake's head, move down the board to the snake's tail and continue from there.



**Snakes and Ladders**

dr at the start of words

Updated by Rona Gaffney  
05.08.14

**START**

**FINISH WELL DONE!**

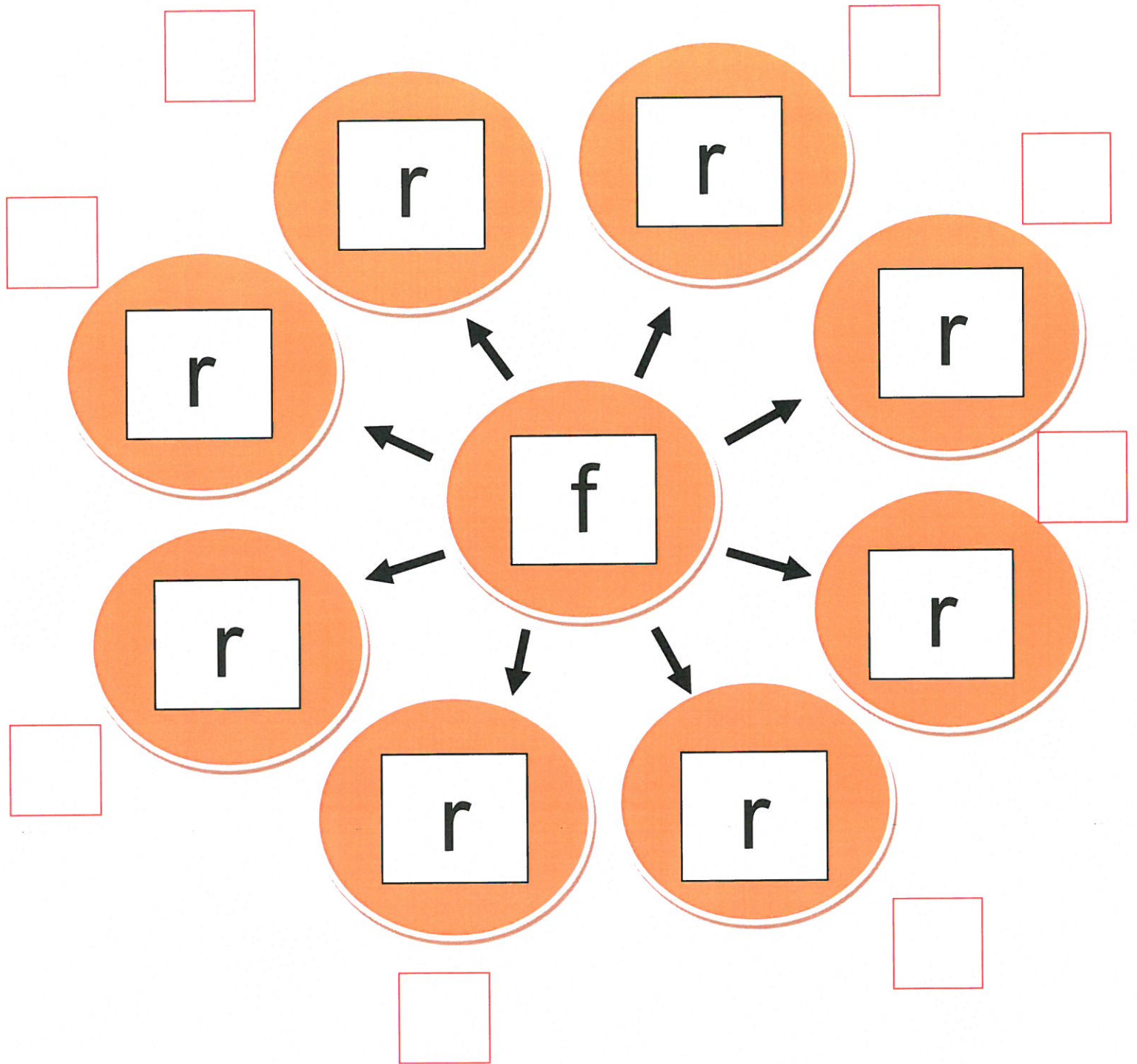
The board contains the following elements:

- Start:** A pink box with the word "START" in white.
- Finish:** A blue box with the words "FINISH WELL DONE!" in white.
- Snakes:** A green snake is positioned vertically between the top row (row 1) and the second row from the top (row 2), and another green snake is positioned vertically between the fourth row from the top (row 4) and the fifth row from the top (row 5).
- Ladders:**
  - A red ladder connects the top row (row 1) to the second row from the top (row 2).
  - A pink ladder connects the fourth row from the top (row 4) to the fifth row from the top (row 5).
  - A blue ladder connects the sixth row from the top (row 6) to the seventh row from the top (row 7).
  - A yellow ladder connects the eighth row from the top (row 8) to the ninth row from the top (row 9).
- Icons:** The board is populated with various icons including a drink, a drill, a dress, a drawer, a dragon, a smiling face with a thought bubble, a drum, a dripping tap, and a refrigerator.

dragon, dream, dress, drip, drink, drawer, drum, drill



## Blending Game



Try to say the 2 sounds together i.e. f...r. Can you go right around and get everyone right? Put a tick in the box beside everyone that you get right.



## Fish Game


### YOU WILL NEED A DICE TO PLAY THIS GAME

- Cut out the fish pieces with numbers on.
- Each player is given a fish board with various pictures beginning or ending with your child's target sound.
- Take it in turns to shake the dice and find the correct fish piece with that number on.
- Place the fish piece in the correct place on your fish board and say the picture you are covering over. Remember to use your target sound.
- The winner is the player who covers all their pictures over first.
- This game can be played at 3 levels of difficulty (see below). Ask your therapist at which level to play the game.

**LEVEL 1 – (SINGLE WORDS)** Say the words you cover over – as above.

**LEVEL 2 – (TARGET WORDS IN PHRASES)** Say the target word in this set phrase "I've got the ....."

**LEVEL 3 – (TARGET WORDS IN SENTENCES)** Say the target word in your own sentence.

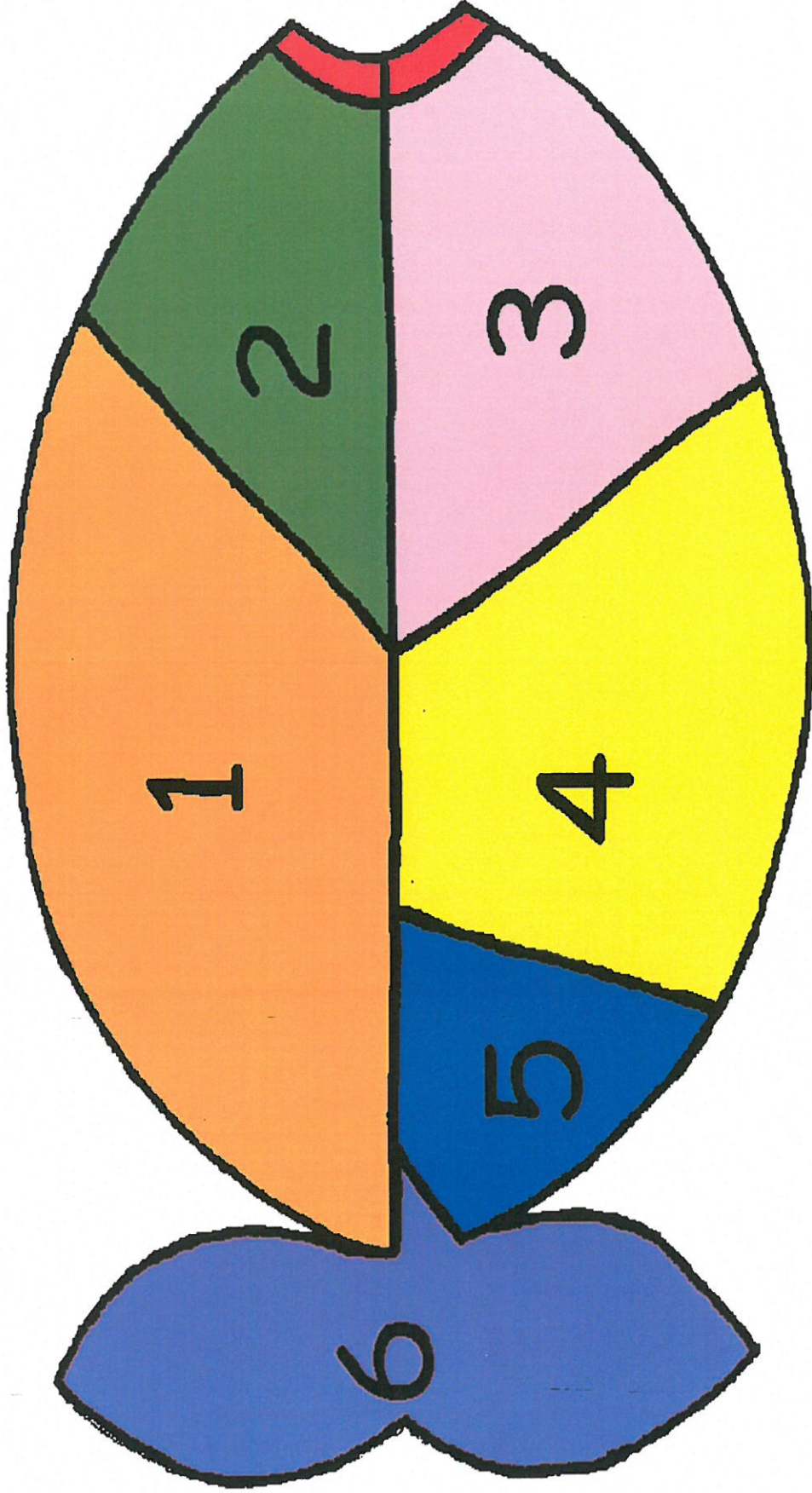




Improving Health  
and Wellbeing




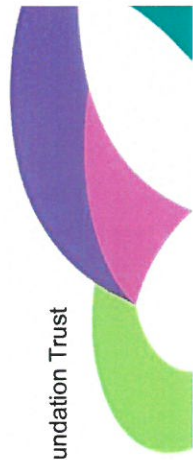
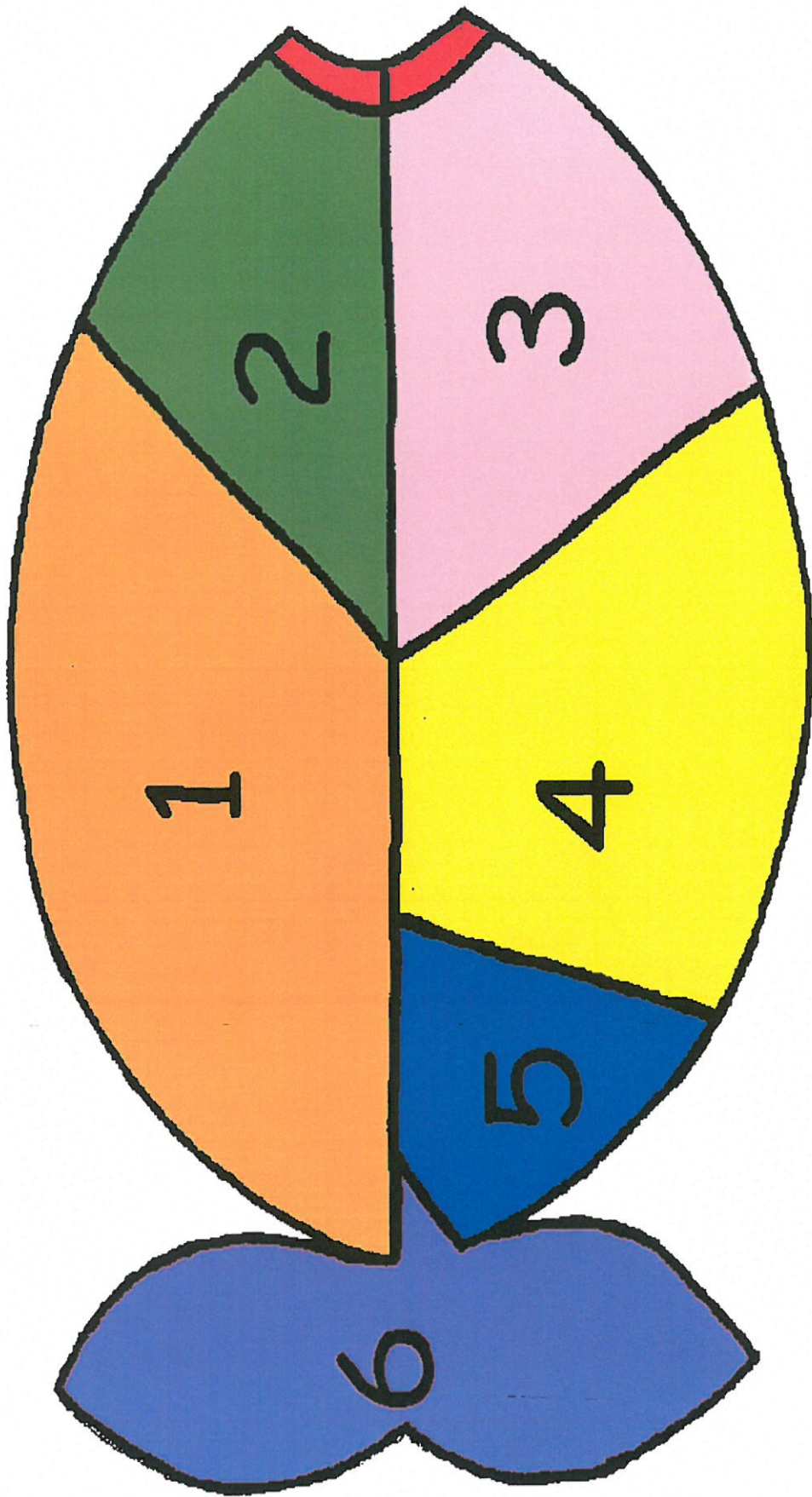
Humber  
NHS Foundation Trust



© Speech and Language Therapy, Humber NHS Foundation Trust

[www.humber.nhs.uk](http://www.humber.nhs.uk)



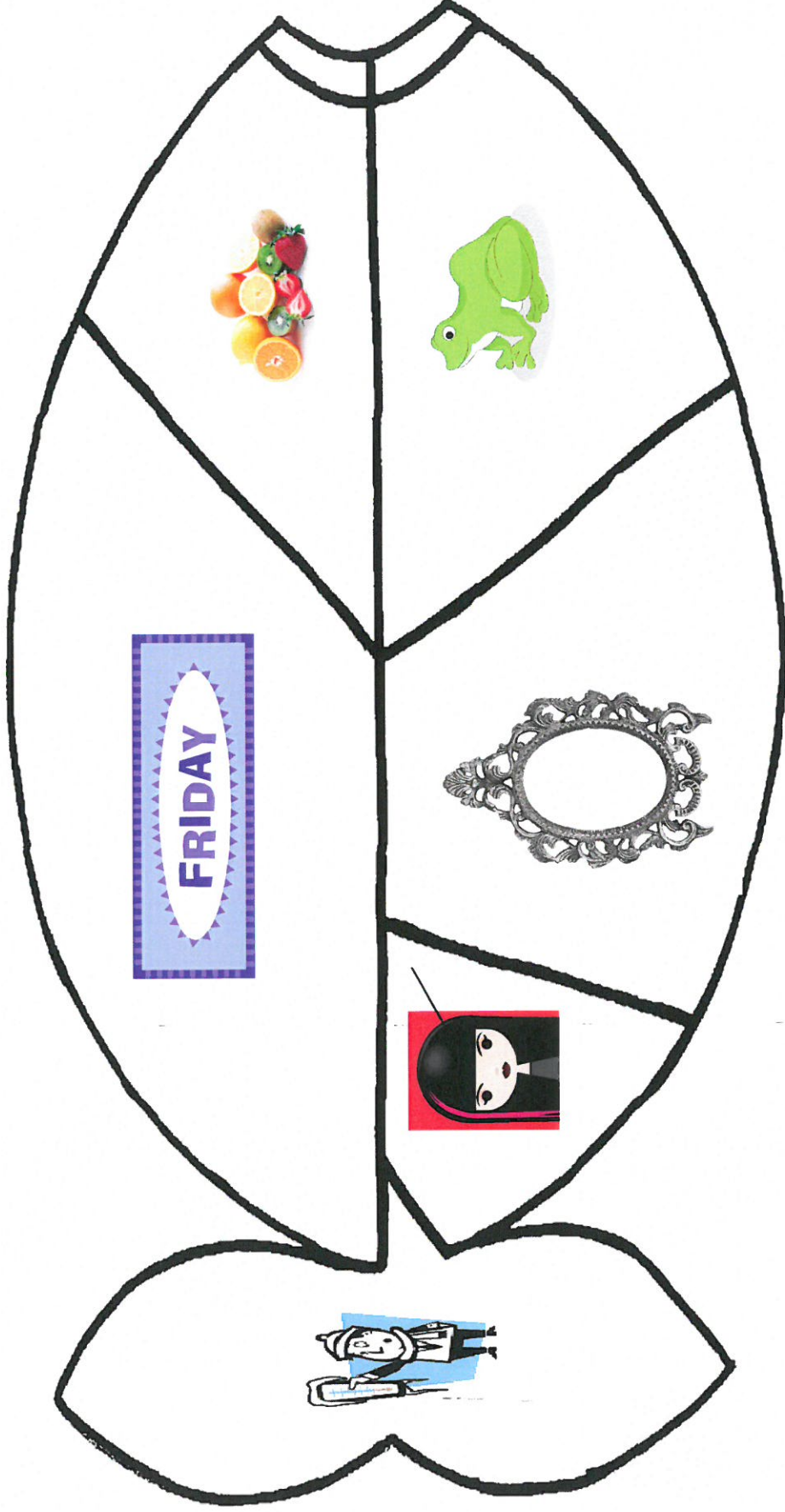




Improving Health  
and Wellbeing



Humber  
NHS Foundation Trust



fr at the start of words

freeze, Friday, fruit, frog, frame, fringe

© Speech and Language Therapy, Humber NHS Foundation Trust

[www.humber.nhs.uk](http://www.humber.nhs.uk)



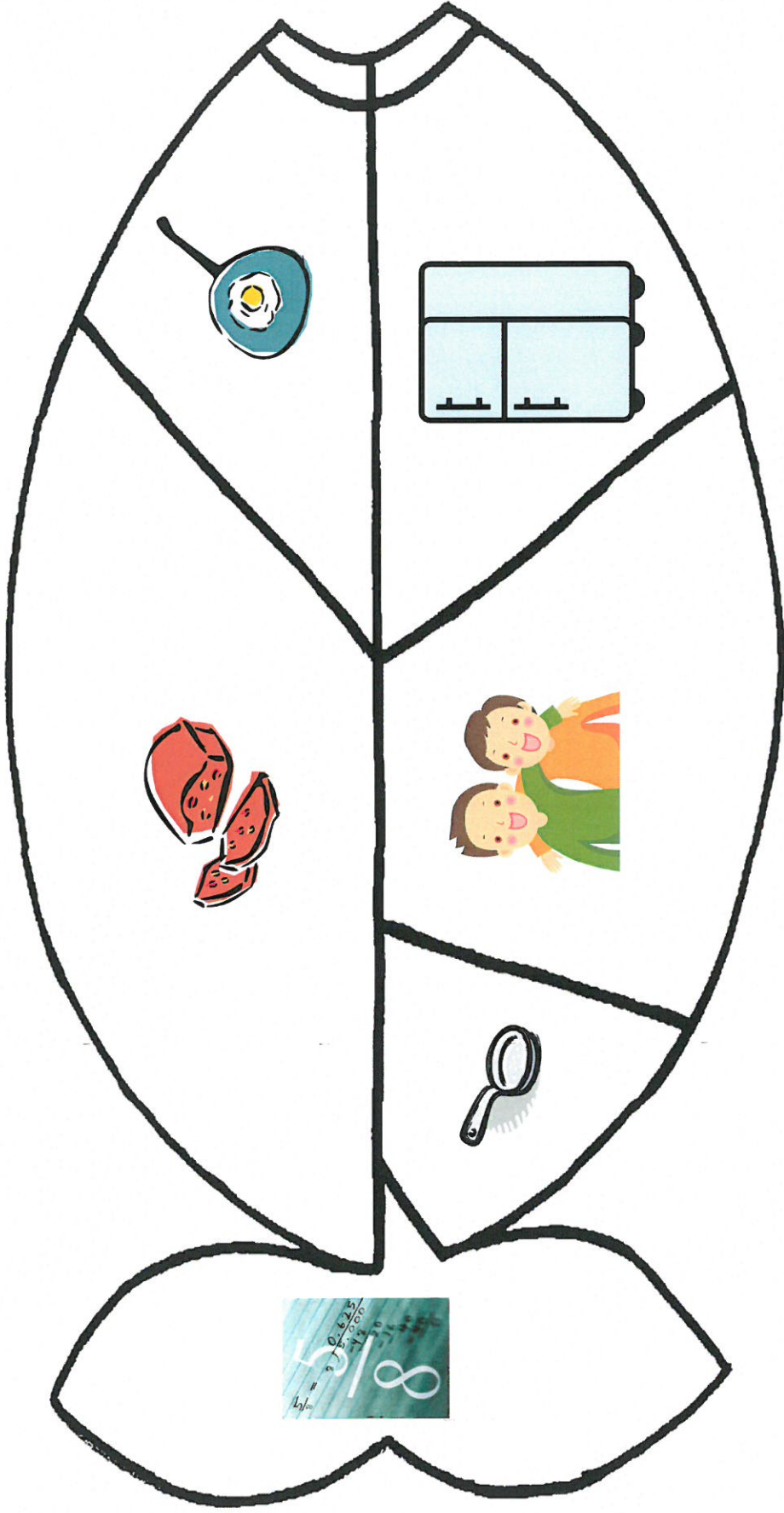




Improving Health  
and Wellbeing



Humber  
NHS Foundation Trust



tr at the start of words

fraction, fruitcake, fried egg, fridge, friend, frying pan

© Speech and Language Therapy, Humber NHS Foundation Trust

[www.humber.nhs.uk](http://www.humber.nhs.uk)



## Lotto Game

- Each player has a lotto board.
- Spread the cards out on the table with the pictures face down so you can't see them.
- Take it in turns to choose a card.
- Say what the picture is, remembering to use your special sound.
- Match the picture to the correct lotto board.
- The winner is the player who gets all the pictures on their board first.
- This game can be played at 3 levels of difficulty (see below). Ask your therapist at which level to play the game.

**LEVEL 1 – (SINGLE WORDS)** Say the words – as above.

**LEVEL 2 – (TARGET WORDS IN PHRASES)** Say the target word in this set phrase “I’ve got the .....

**LEVEL 3 – (TARGET WORDS IN SENTENCES)** Say the target word in your own sentence.

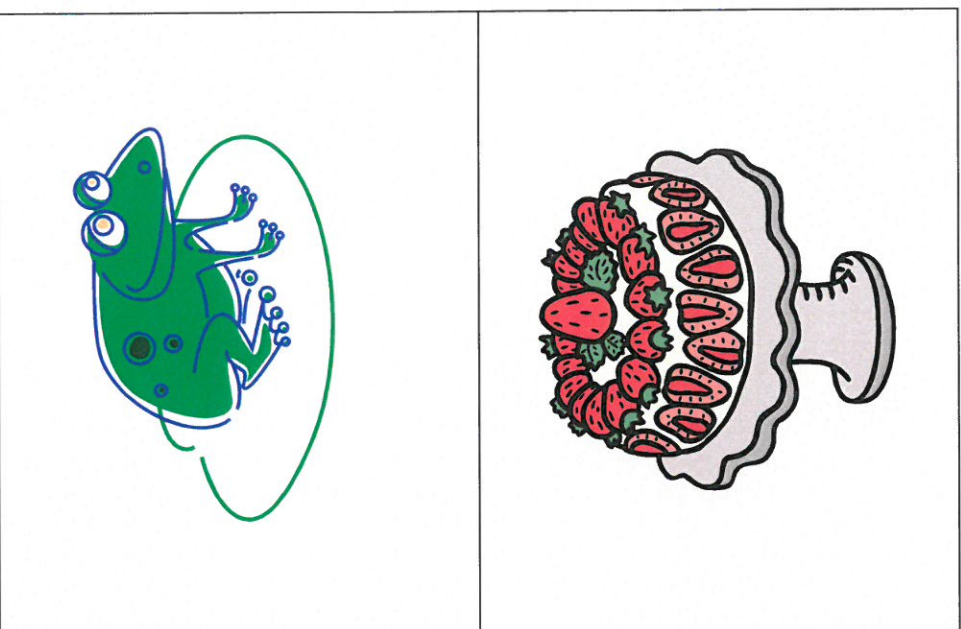




Improving Health  
and Wellbeing



Humber  
NHS Foundation Trust



fr at the start of words

Created by Jane Welbourne 27.03.13

Friday, fruit, frog, frame, fridge, fringe, fruit cake,

© Speech and Language Therapy, Humber NHS Foundation Trust

[www.humber.nhs.uk](http://www.humber.nhs.uk)

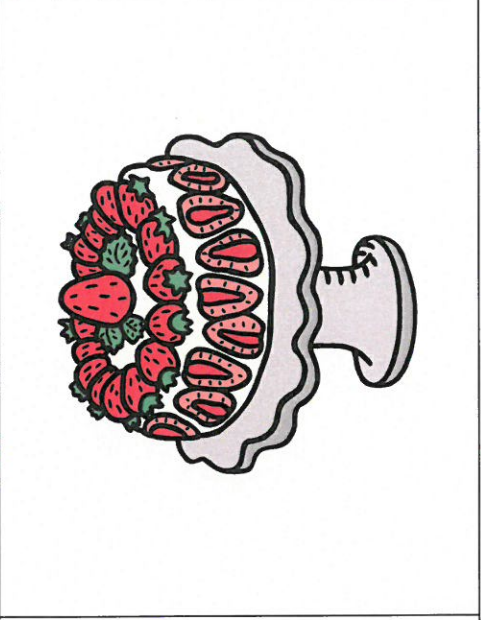







Improving Health  
and Wellbeing




Humber  
NHS Foundation Trust

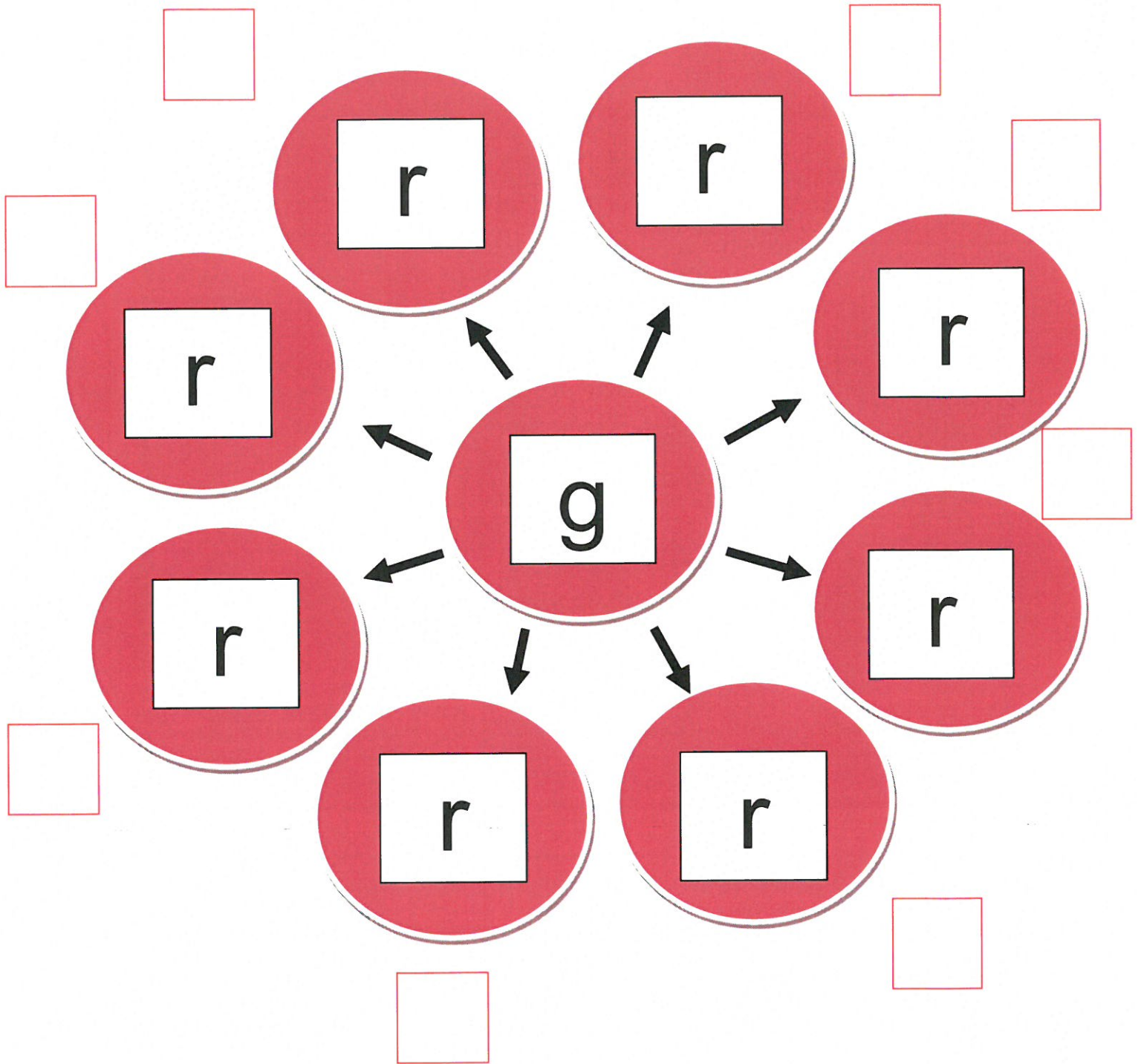


© Speech and Language Therapy, Humber NHS Foundation Trust

[www.humber.nhs.uk](http://www.humber.nhs.uk)



## Blending Game



Try to say the 2 sounds together i.e. g...r. Can you go right around and get everyone right? Put a tick in the box beside everyone that you get right.



## Fish Jigsaw


### YOU WILL NEED A DICE TO PLAY THIS GAME

- Cut out the fish pieces with numbers on.
- Each player is given a fish board with various pictures beginning or ending with your child's target sound.
- Take it in turns to shake the dice and find the correct fish piece with that number on.
- Place the fish piece in the correct place on your fish board and say the picture you are covering over. Remember to use your target sound.
- The winner is the player who covers all their pictures over first.
- This game can be played at 3 levels of difficulty (see below). Ask your therapist at which level to play the game.

**LEVEL 1 – (SINGLE WORDS)** Say the words you cover over – as above.

**LEVEL 2 – (TARGET WORDS IN PHRASES)** Say the target word in this set phrase "I've got the ....."

**LEVEL 3 – (TARGET WORDS IN SENTENCES)** Say the target word in your own sentence.

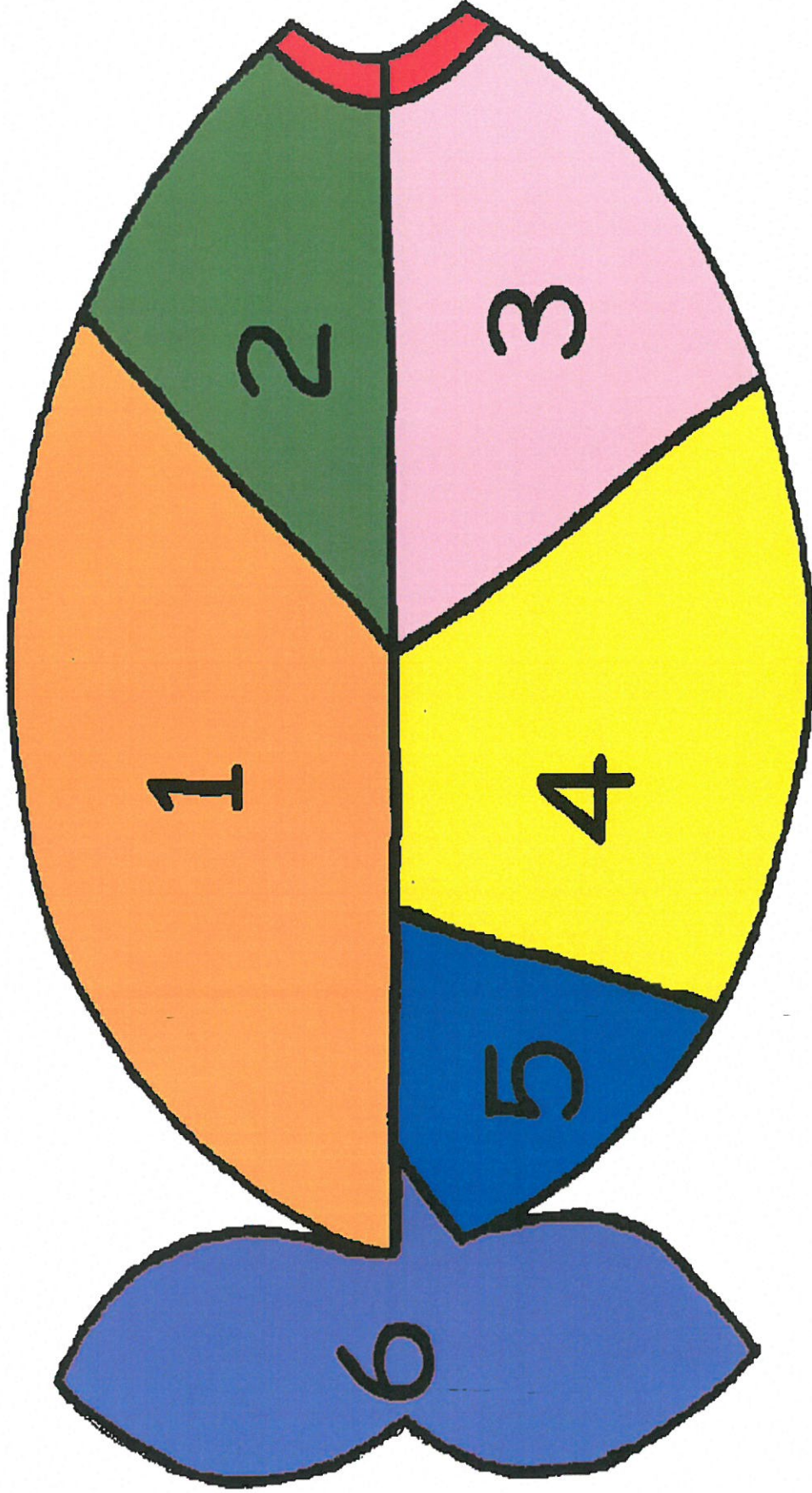




Improving Health  
and Wellbeing




Humber  
NHS Foundation Trust



© Speech and Language Therapy, Humber NHS Foundation Trust

[www.humber.nhs.uk](http://www.humber.nhs.uk)

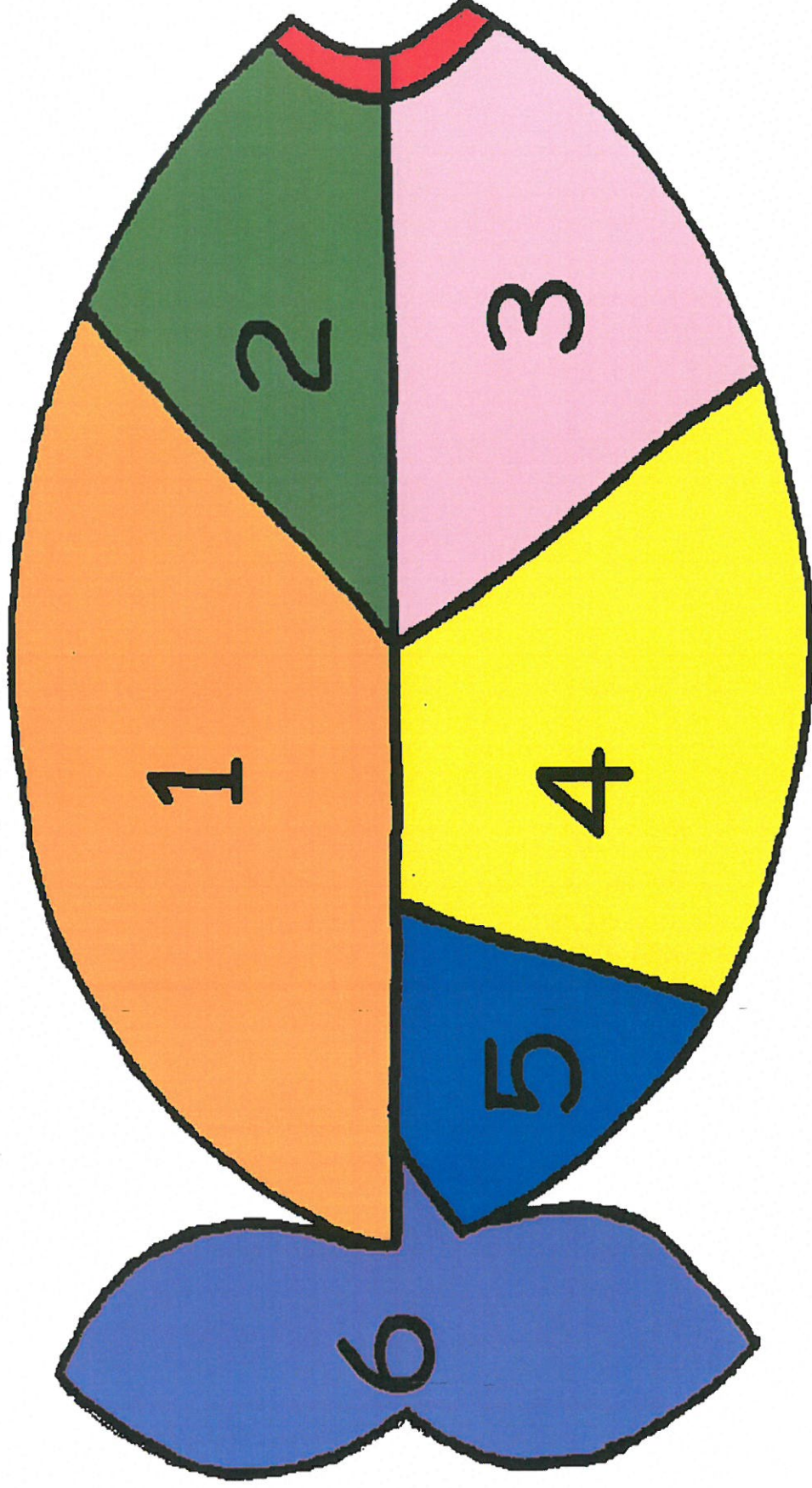




Improving Health  
and Wellbeing




Humber  
NHS Foundation Trust



© Speech and Language Therapy, Humber NHS Foundation Trust

[www.humber.nhs.uk](http://www.humber.nhs.uk)



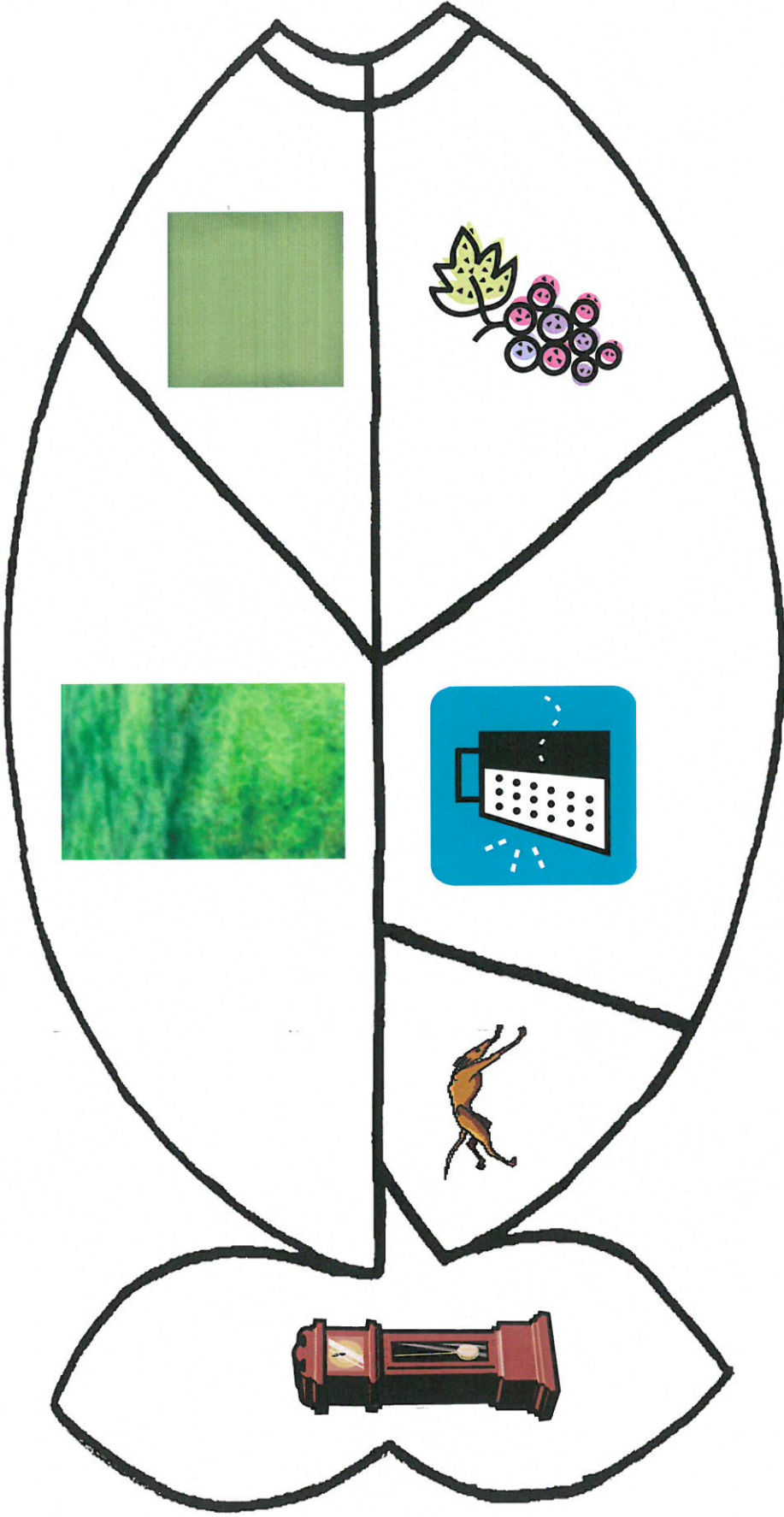




Improving Health  
and Wellbeing



Humber  
NHS Foundation Trust



gr at the start of words

grandfather clock, grass, green, grapes, grater,  
greyhound

© Speech and Language Therapy, Humber NHS Foundation Trust

[www.humber.nhs.uk](http://www.humber.nhs.uk)






Improving Health  
and Wellbeing



Humber  
NHS Foundation Trust




gr at the start of words

grey, grapefruit, grasshopper, greenhouse, Greece,  
graph

© Speech and Language Therapy, Humber NHS Foundation Trust

[www.humber.nhs.uk](http://www.humber.nhs.uk)



## Lotto Game

- Each player has a lotto board.
- Spread the cards out on the table with the pictures face down so you can't see them.
- Take it in turns to choose a card.
- Say what the picture is, remembering to use your special sound.
- Match the picture to the correct lotto board.
- The winner is the player who gets all the pictures on their board first.
- This game can be played at 3 levels of difficulty (see below). Ask your therapist at which level to play the game.

**LEVEL 1 – (SINGLE WORDS)** Say the words – as above.

**LEVEL 2 – (TARGET WORDS IN PHRASES)** Say the target word in this set phrase “I’ve got the .....

**LEVEL 3 – (TARGET WORDS IN SENTENCES)** Say the target word in your own sentence.








Improving Health  
and Wellbeing




Humber  
NHS Foundation Trust



gr at the start of words


Updated by Rona Gaffney 05.08.14

grass, green, grey, grapes, grapefruit, grater,



© Speech and Language Therapy, Humber NHS Foundation Trust

[www.humber.nhs.uk](http://www.humber.nhs.uk)









Improving Health  
and Wellbeing



Humber  
NHS Foundation Trust



# Snakes Ladders

## Things you'll need:

- Snakes and Ladders board
- A Dice
- One marker per player (e.g. a counter, a plastic coin)
- 2 or more people

## How to play Snakes and Ladders!

- Place the counters on the board on the **START** square.
- Each player takes it in turns to roll the dice.
- Move your counter the number of squares the dice shows,
- When you get to a square, say the word using good speech
- Continue until a player reaches the **FINISH** square.

**Ladder:** If you land at the bottom of a ladder, move up to the square at the top of the ladder. Continue from there.

**Snake:** If you land on the snake's head, move down the board to the snake's tail and continue from there.

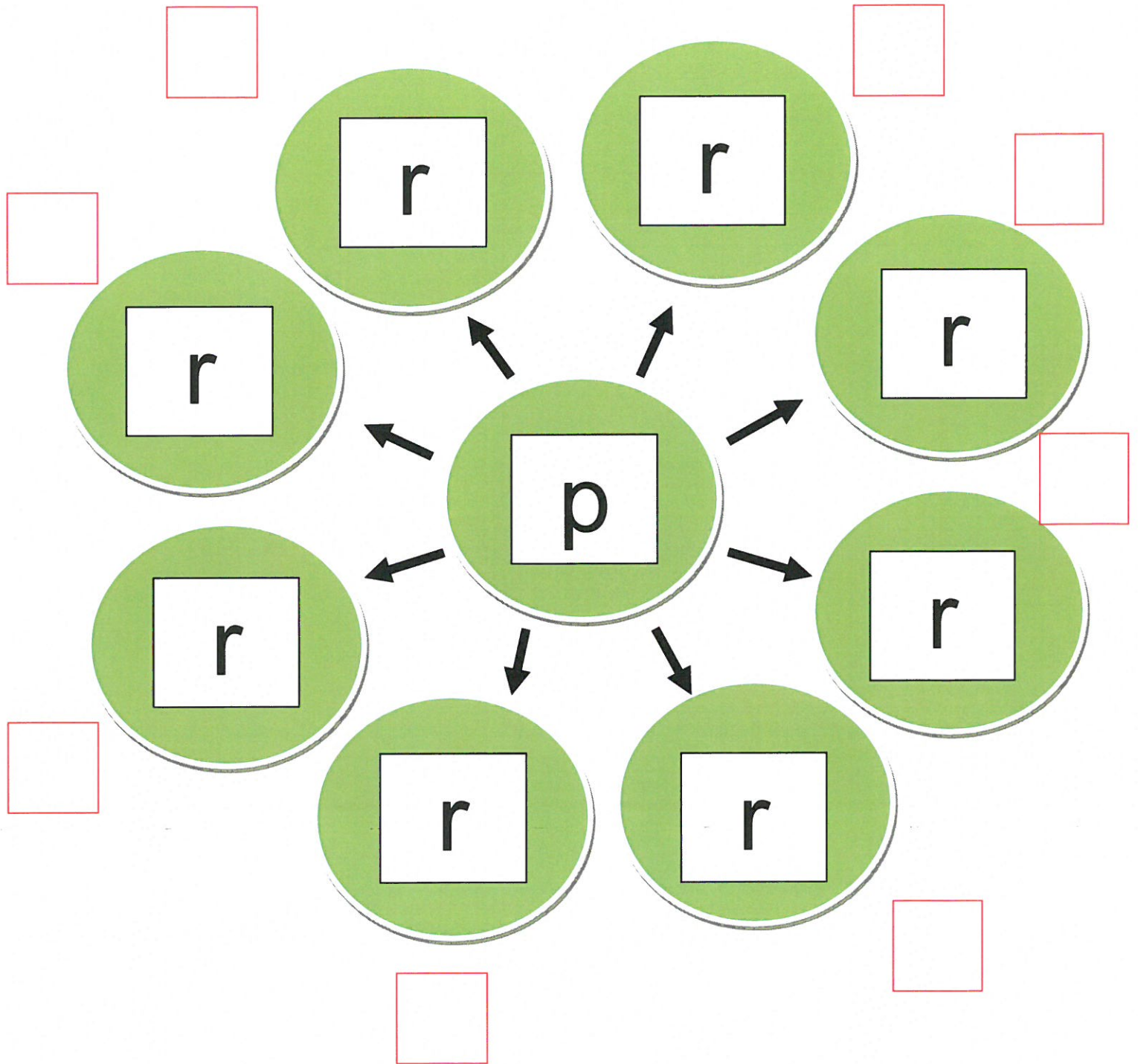


|                                   |                                     |  |  |  |  |                                  |  |
|-----------------------------------|-------------------------------------|--|--|--|--|----------------------------------|--|
|                                   |                                     |  |  |  |  | <b>FINISH<br/>WELL<br/>DONE!</b> |  |
|                                   |                                     |  |  |  |  |                                  |  |
|                                   |                                     |  |  |  |  |                                  |  |
|                                   |                                     |  |  |  |  |                                  |  |
| <b>Snakes<br/>and<br/>Ladders</b> |                                     |  |  |  |  |                                  |  |
|                                   |                                     |  |  |  |  |                                  |  |
|                                   |                                     |  |  |  |  |                                  |  |
|                                   |                                     |  |  |  |  |                                  |  |
|                                   |                                     |  |  |  |  |                                  |  |
|                                   |                                     |  |  |  |  |                                  |  |
| <b>START</b>                      | gr at the start of words            |  |  |  |  |                                  |  |
|                                   | Updated by Rona Gaffney<br>05.08.14 |  |  |  |  |                                  |  |

grain, graph, grater, grape. grow, grass, green



# Blending Game



Try to say the 2 sounds together i.e. p...r. Can you go right around and get everyone right? Put a tick in the box beside everyone that you get right.





## Fish Jigsaw

YOU WILL NEED A DICE TO PLAY THIS GAME

- Cut out the fish pieces with numbers on.
- Each player is given a fish board with various pictures beginning or ending with your child's target sound.
- Take it in turns to shake the dice and find the correct fish piece with that number on.
- Place the fish piece in the correct place on your fish board and say the picture you are covering over. Remember to use your target sound.
- The winner is the player who covers all their pictures over first.
- This game can be played at 3 levels of difficulty (see below). Ask your therapist at which level to play the game.

**LEVEL 1 – (SINGLE WORDS)** Say the words you cover over – as above.

**LEVEL 2 – (TARGET WORDS IN PHRASES)** Say the target word in this set phrase "I've got the ....."

**LEVEL 3 – (TARGET WORDS IN SENTENCES)** Say the target word in your own sentence.

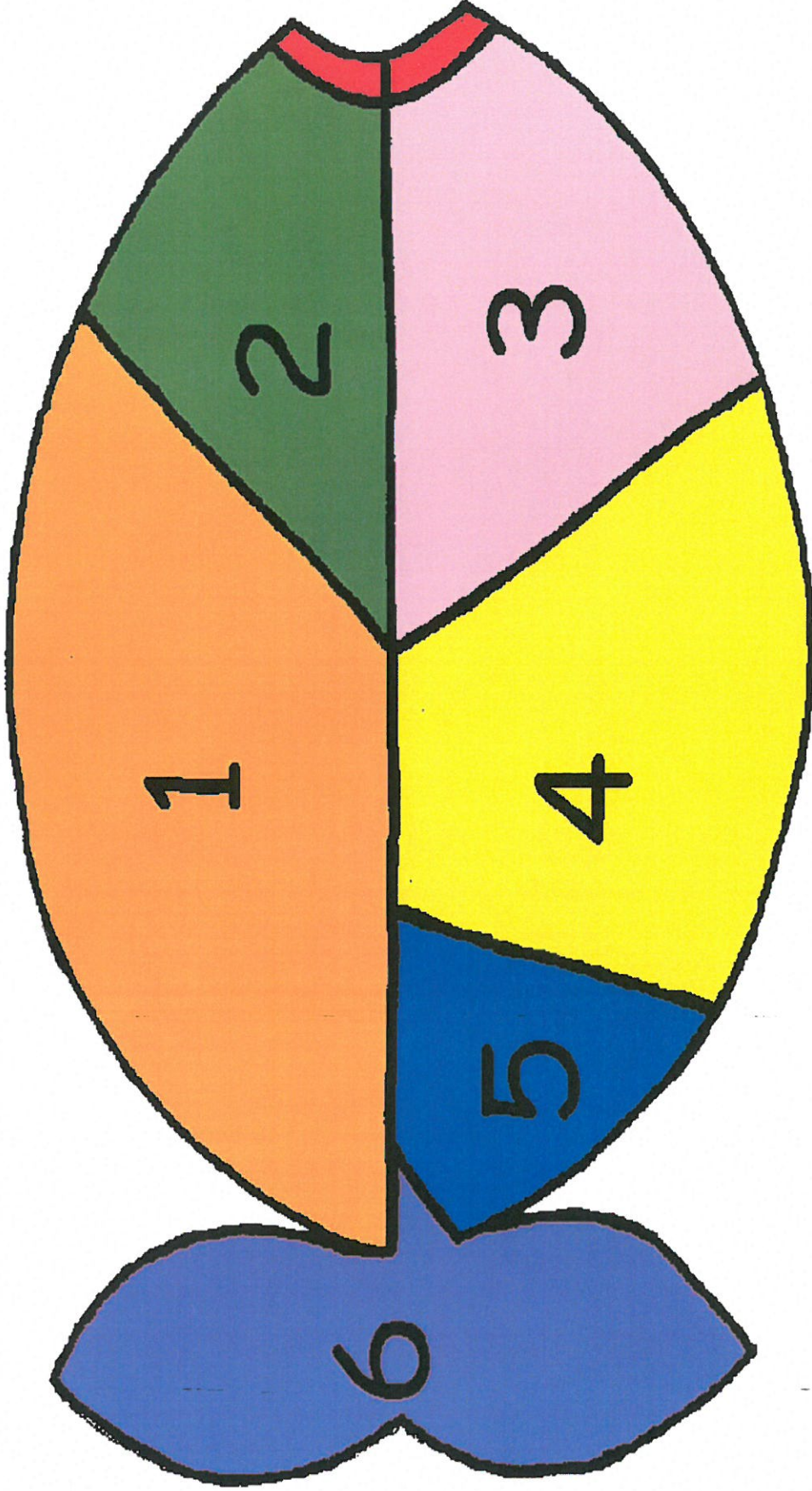




Improving Health  
and Wellbeing




Humber  
NHS Foundation Trust



© Speech and Language Therapy, Humber NHS Foundation Trust

[www.humber.nhs.uk](http://www.humber.nhs.uk)

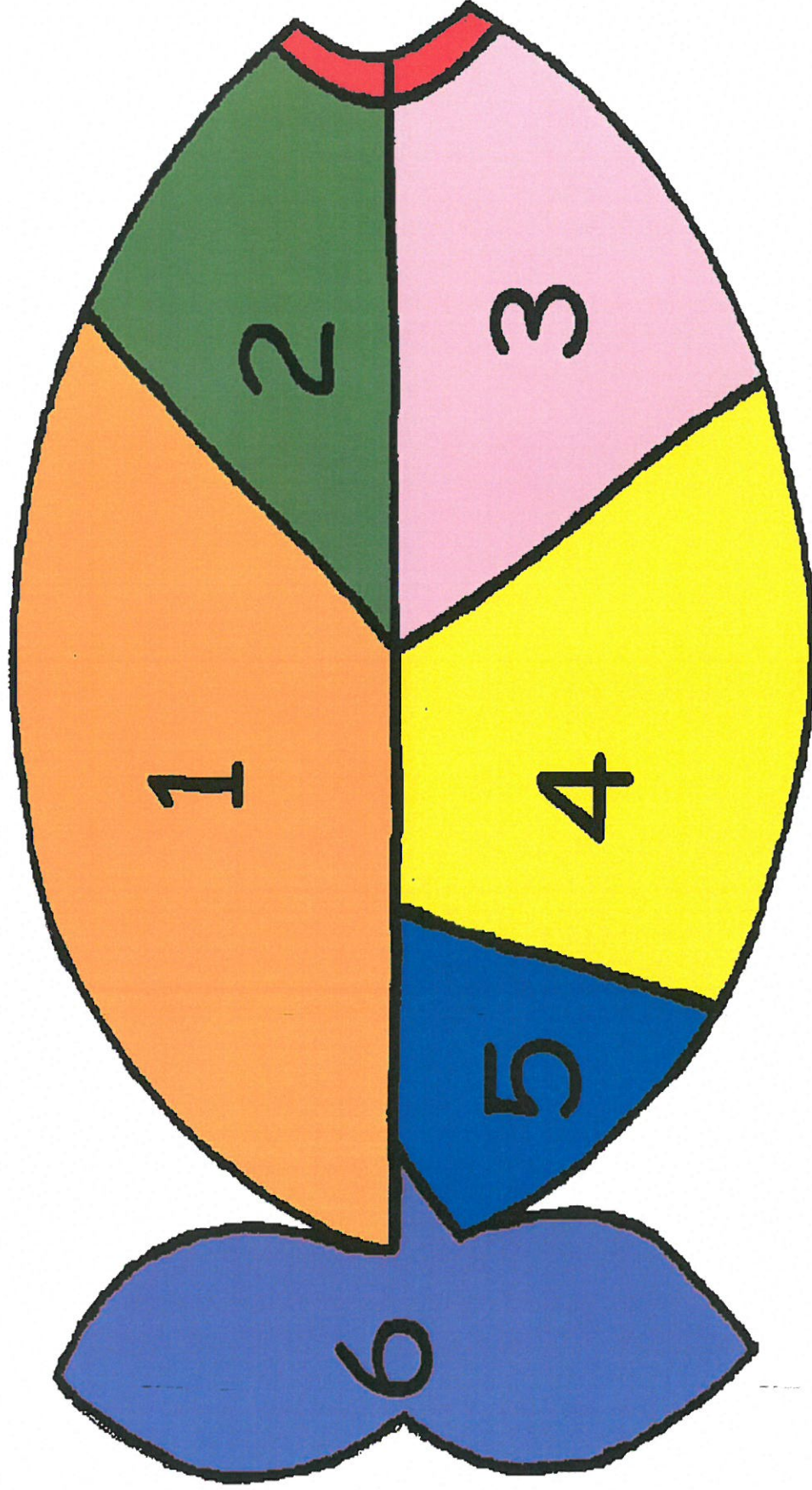




Improving Health  
and Wellbeing



Humber  
NHS Foundation Trust



© Speech and Language Therapy, Humber NHS Foundation Trust

[www.humber.nhs.uk](http://www.humber.nhs.uk)

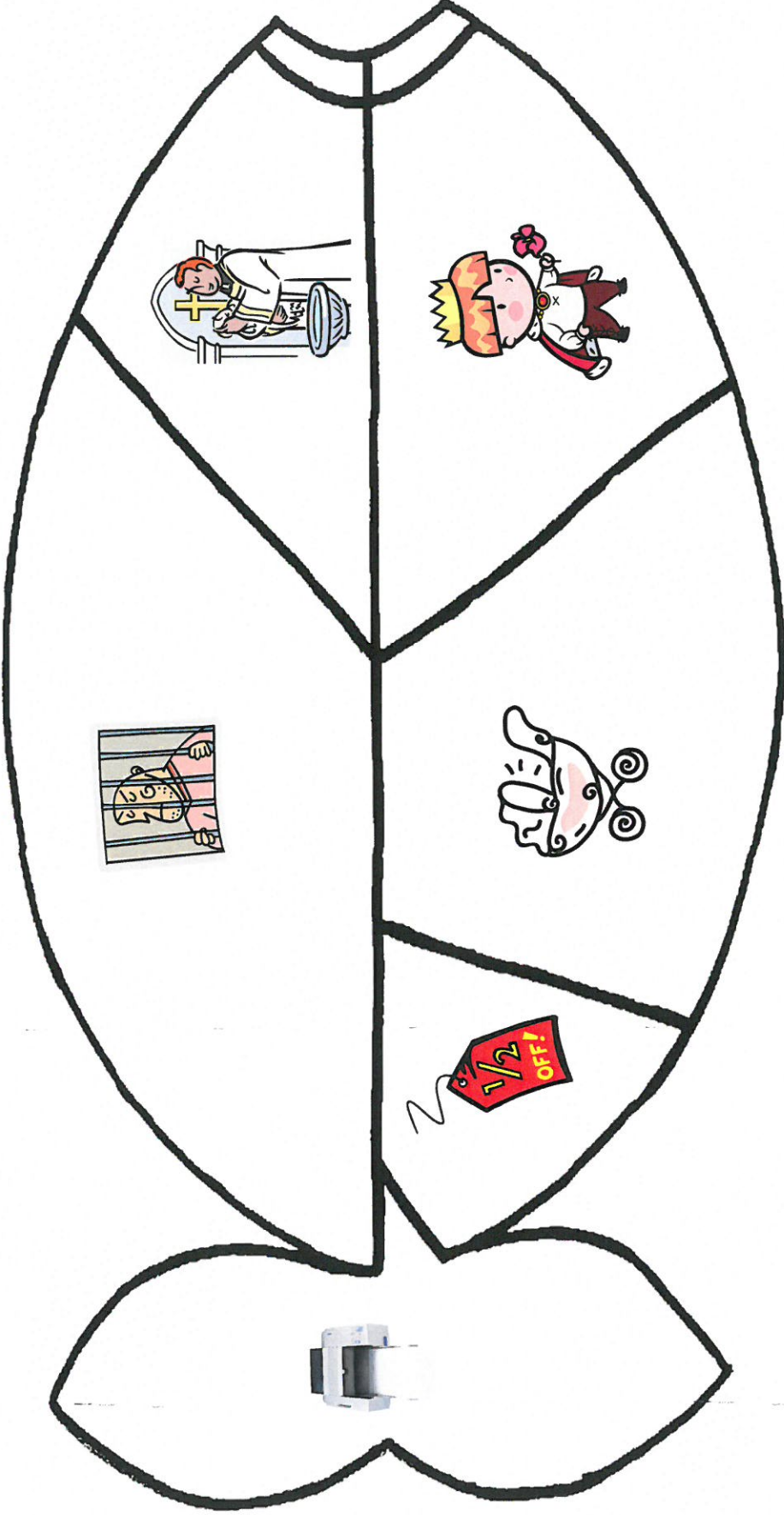




Improving Health  
and Wellbeing



Humber  
NHS Foundation Trust



pr at the start of words

printer, prison, priest, prince, pram, price

© Speech and Language Therapy, Humber NHS Foundation Trust

[www.humber.nhs.uk](http://www.humber.nhs.uk)






Improving Health  
and Wellbeing



Humber  
NHS Foundation Trust



pr at the start of words

prize, prawn, present, princess, pray, press

© Speech and Language Therapy, Humber NHS Foundation Trust

[www.humber.nhs.uk](http://www.humber.nhs.uk)




## Lotto Game

- Each player has a lotto board.
- Spread the cards out on the table with the pictures face down so you can't see them.
- Take it in turns to choose a card.
- Say what the picture is, remembering to use your special sound.
- Match the picture to the correct lotto board.
- The winner is the player who gets all the pictures on their board first.
- This game can be played at 3 levels of difficulty (see below). Ask your therapist at which level to play the game.

**LEVEL 1 – (SINGLE WORDS)** Say the words – as above.

**LEVEL 2 – (TARGET WORDS IN PHRASES)** Say the target word in this set phrase “I’ve got the …………….”

**LEVEL 3 – (TARGET WORDS IN SENTENCES)** Say the target word in your own sentence.








Improving Health  
and Wellbeing



Humber  
NHS Foundation Trust



pr at the start of words  
Updated by Rona Gaffney 06.08.14

prison, prince, princess, price, prize, present, pray, press, prawn, printer, pram, priest

© Speech and Language Therapy, Humber NHS Foundation Trust











Improving Health  
and Wellbeing



Humber  
NHS Foundation Trust











Improving Health  
and Wellbeing



Humber  
NHS Foundation Trust










Improving Health  
and Wellbeing



Humber  
NHS Foundation Trust



# Snakes Ladders

## Things you'll need:

- Snakes and Ladders board
- A Dice
- One marker per player (e.g. a counter, a plastic coin)
- 2 or more people

## How to play Snakes and Ladders!

- Place the counters on the board on the **START** square.
- Each player takes it in turns to roll the dice.
- Move your counter the number of squares the dice shows,
- When you get to a square, say the word using good speech
- Continue until a player reaches the **FINISH** square.

**Ladder:** If you land at the bottom of a ladder, move up to the square at the top of the ladder. Continue from there.

**Snake:** If you land on the snake's head, move down the board to the snake's tail and continue from there.





**Snakes and ladders**

**START**

pr at the start of words

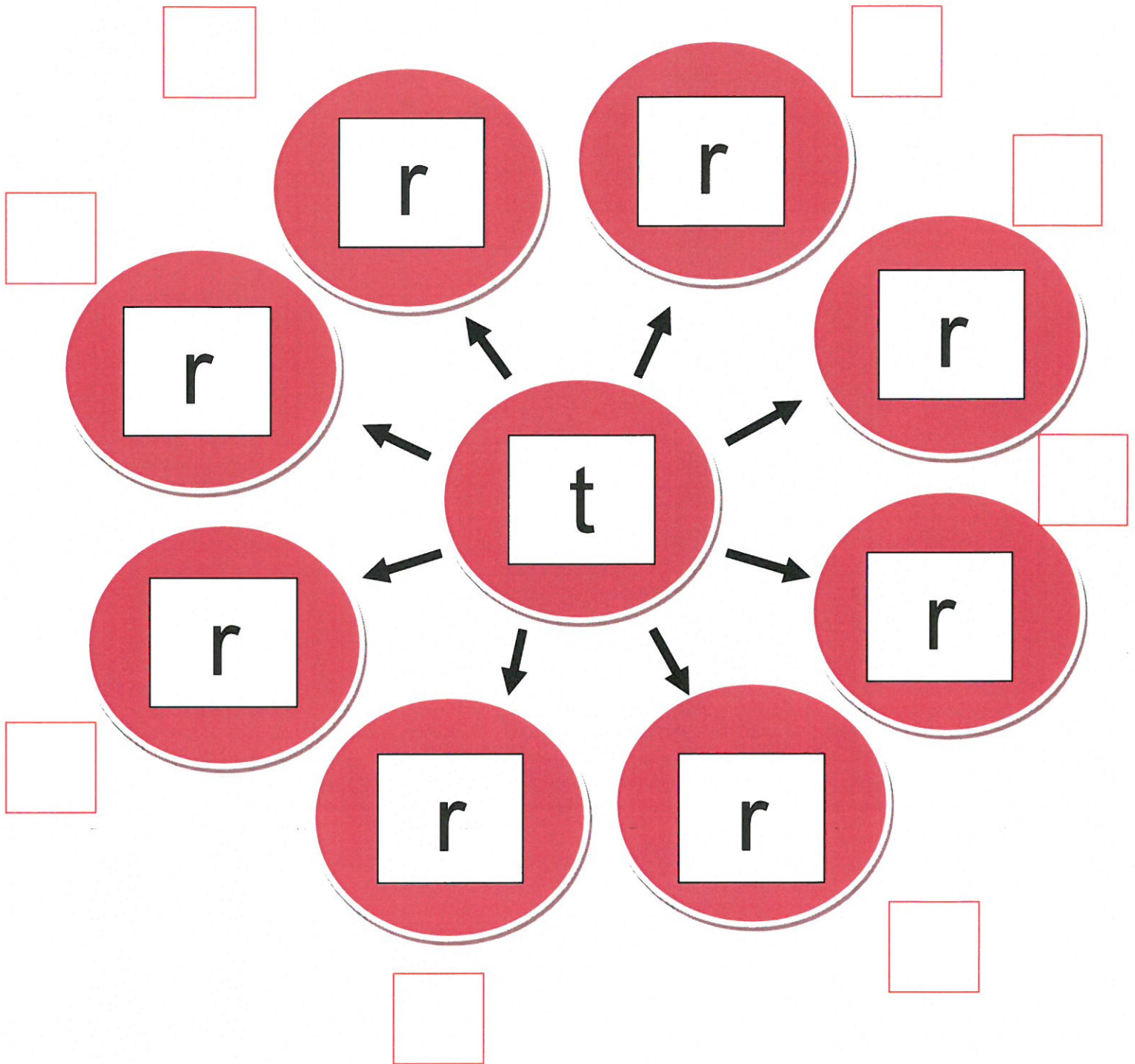
Updated by Rona Gaffney  
06.08.14

**FINISH WELL DONE!**

prince, price, prickly, press, pram, present



# Blending Game



Try to say the 2 sounds together i.e. t...r. Can you go right around and get everyone right? Put a tick in the box beside everyone that you get right.



## Fish Jigsaw

### YOU WILL NEED A DICE TO PLAY THIS GAME

- Cut out the fish pieces with numbers on.
- Each player is given a fish board with various pictures beginning or ending with your child's target sound.
- Take it in turns to shake the dice and find the correct fish piece with that number on.
- Place the fish piece in the correct place on your fish board and say the picture you are covering over. Remember to use your target sound.
- The winner is the player who covers all their pictures over first.
- This game can be played at 3 levels of difficulty (see below). Ask your therapist at which level to play the game.

**LEVEL 1 – (SINGLE WORDS)** Say the words you cover over – as above.

**LEVEL 2 – (TARGET WORDS IN PHRASES)** Say the target word in this set phrase "I've got the ....."

**LEVEL 3 – (TARGET WORDS IN SENTENCES)** Say the target word in your own sentence.

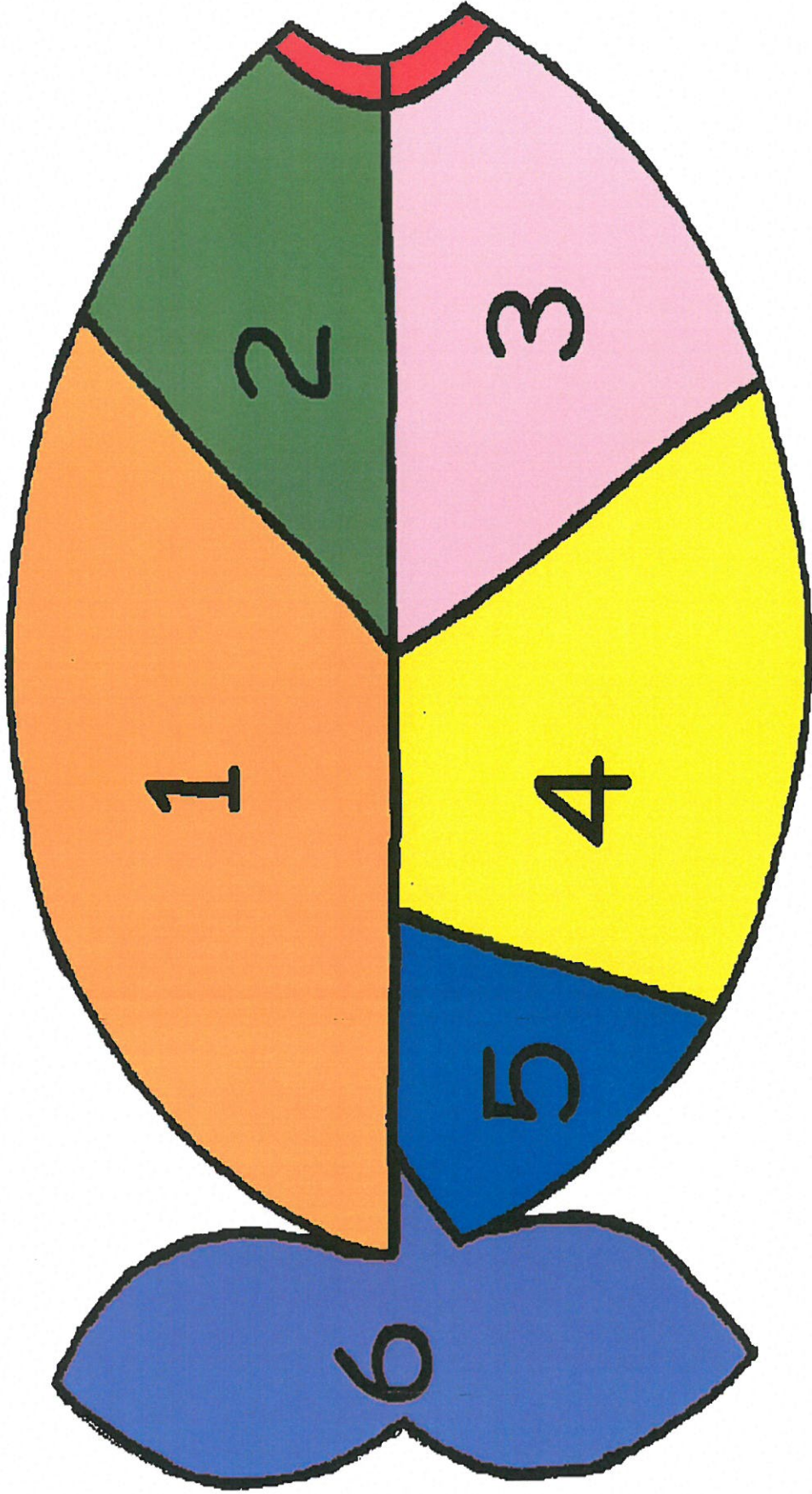




Improving Health  
and Wellbeing



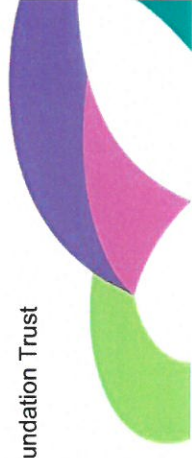
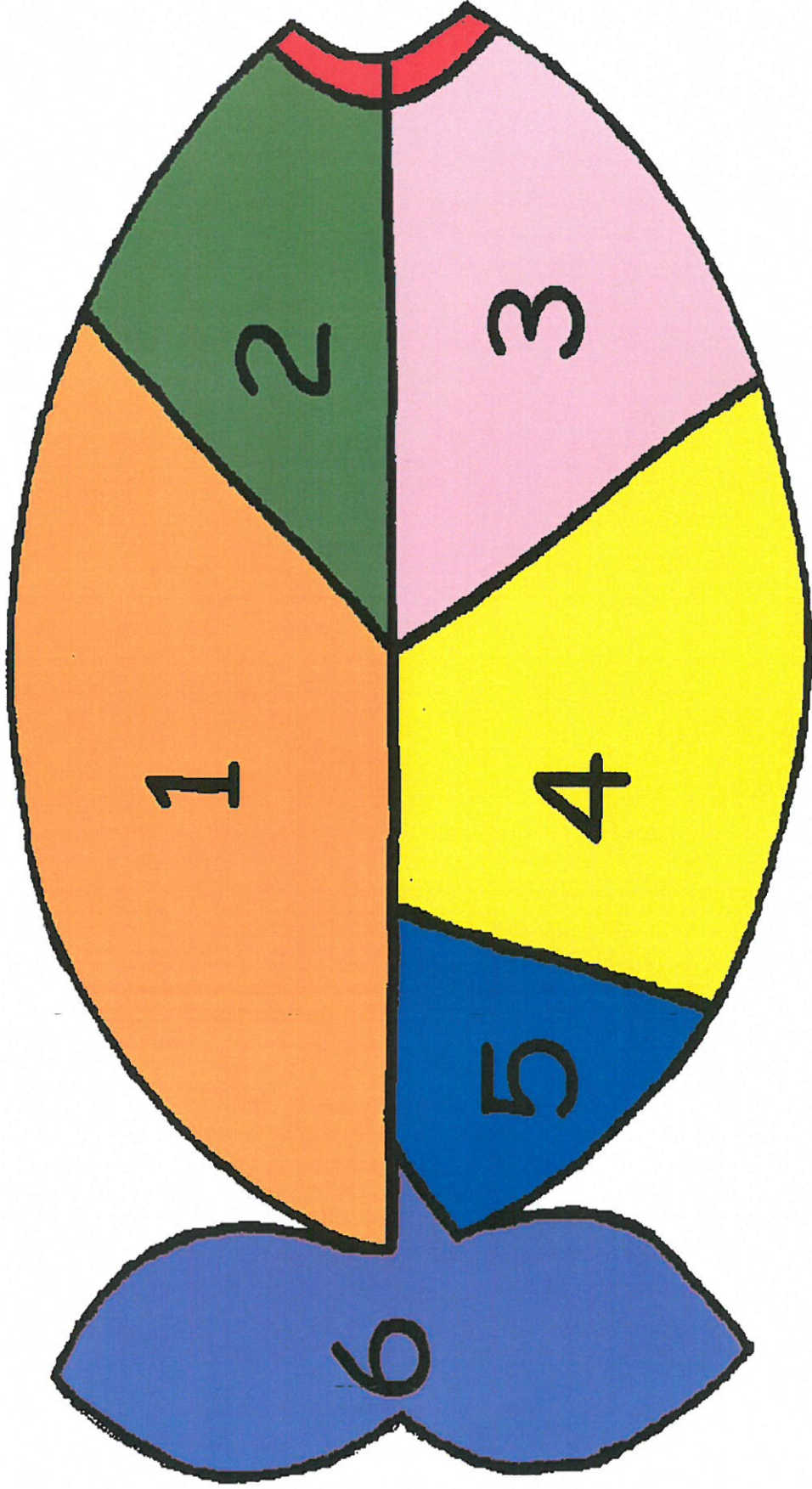
Humber  
NHS Foundation Trust



© Speech and Language Therapy, Humber NHS Foundation Trust

[www.humber.nhs.uk](http://www.humber.nhs.uk)





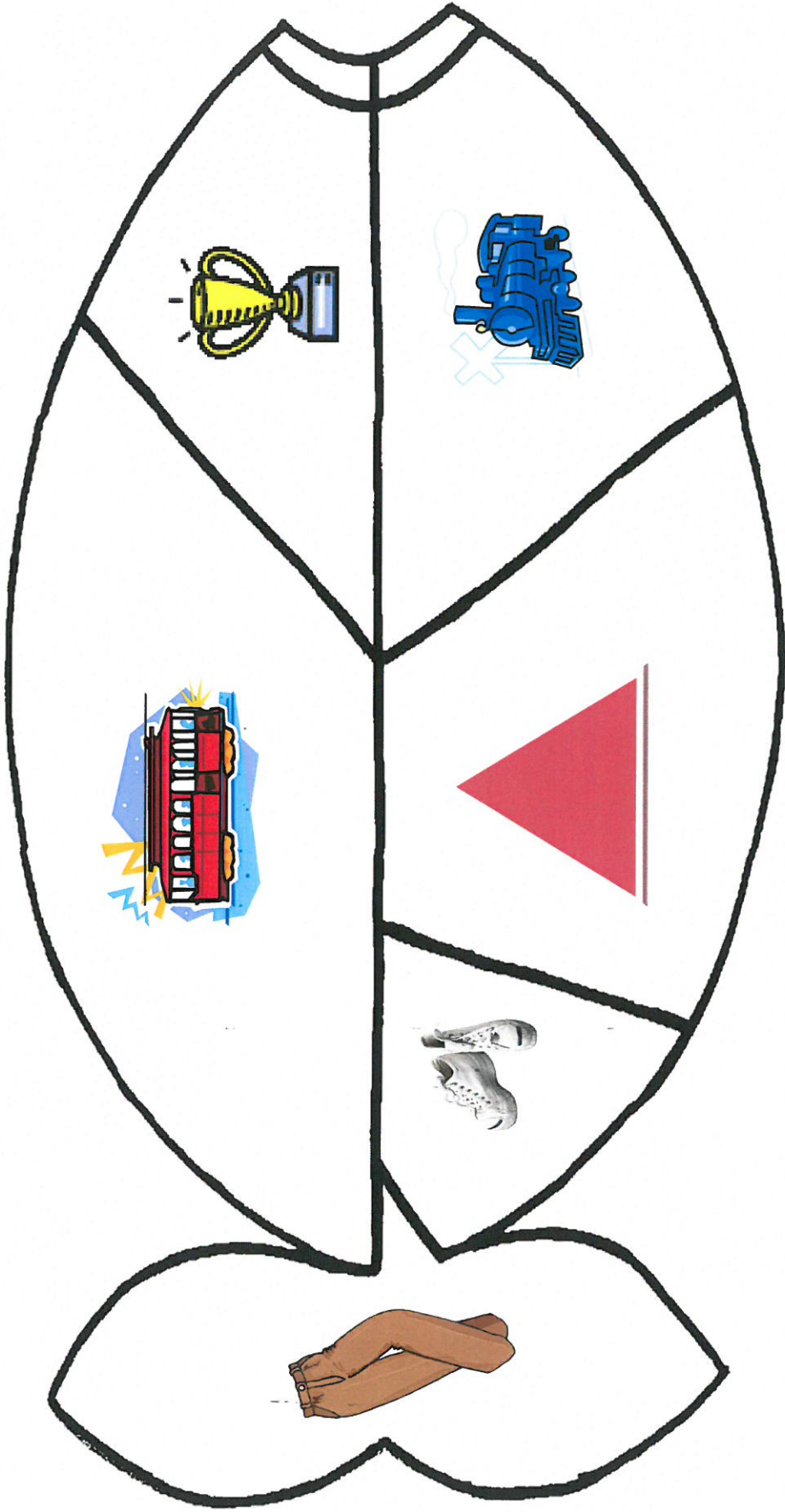




Improving Health  
and Wellbeing

**NHS**

Humber  
NHS Foundation Trust




tr at the start of words

trousers, tram, trophy, train, triangle, trainers,

[www.humber.nhs.uk](http://www.humber.nhs.uk)

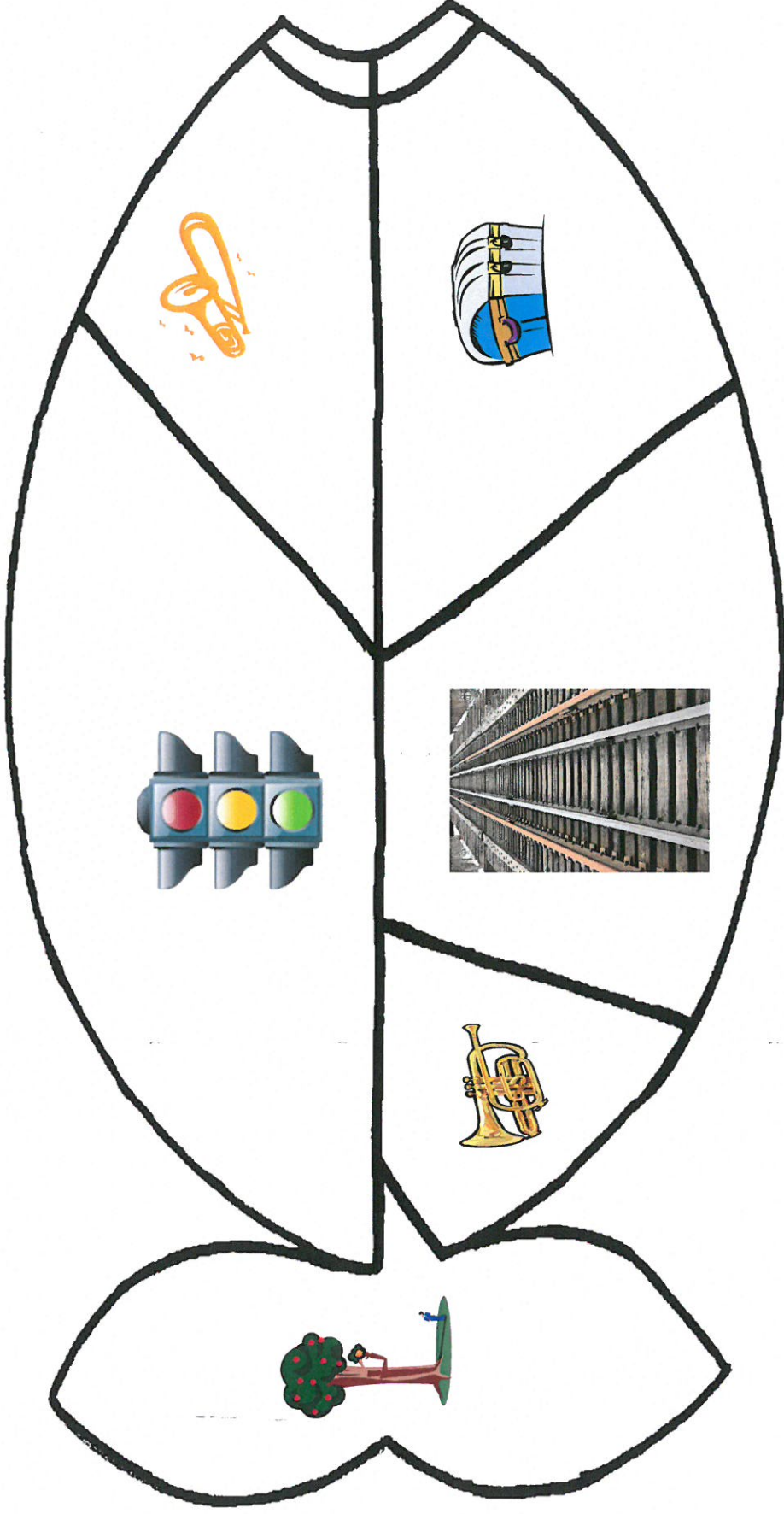
© Speech and Language Therapy, Humber NHS Foundation Trust





Improving Health  
and Wellbeing

Humber  
NHS Foundation Trust



tr at the start of words

tree, traffic lights, trombone, trunk, tracks, trumpet

© Speech and Language Therapy, Humber NHS Foundation Trust

[www.humber.nhs.uk](http://www.humber.nhs.uk)



## Lotto Game

- Each player has a lotto board.
- Spread the cards out on the table with the pictures face down so you can't see them.
- Take it in turns to choose a card.
- Say what the picture is, remembering to use your special sound.
- Match the picture to the correct lotto board.
- The winner is the player who gets all the pictures on their board first.
- This game can be played at 3 levels of difficulty (see below). Ask your therapist at which level to play the game.

**LEVEL 1 – (SINGLE WORDS)** Say the words – as above.

**LEVEL 2 – (TARGET WORDS IN PHRASES)** Say the target word in this set phrase “I’ve got the …………….”

**LEVEL 3 – (TARGET WORDS IN SENTENCES)** Say the target word in your own sentence.





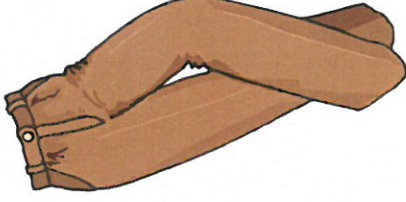




Improving Health  
and Wellbeing



Humber  
NHS Foundation Trust

|  |   |  |
|--|---|--|
|   |   |   |
|  |  |  |

tr at the start of words  
Updated by Rona Gaffney 06.08.14

tram, trophy, train, triangle, trainers, trousers, trampoline, treasure, traffic lights,  
trombone, tractor, trunk

© Speech and Language Therapy, Humber NHS Foundation Trust

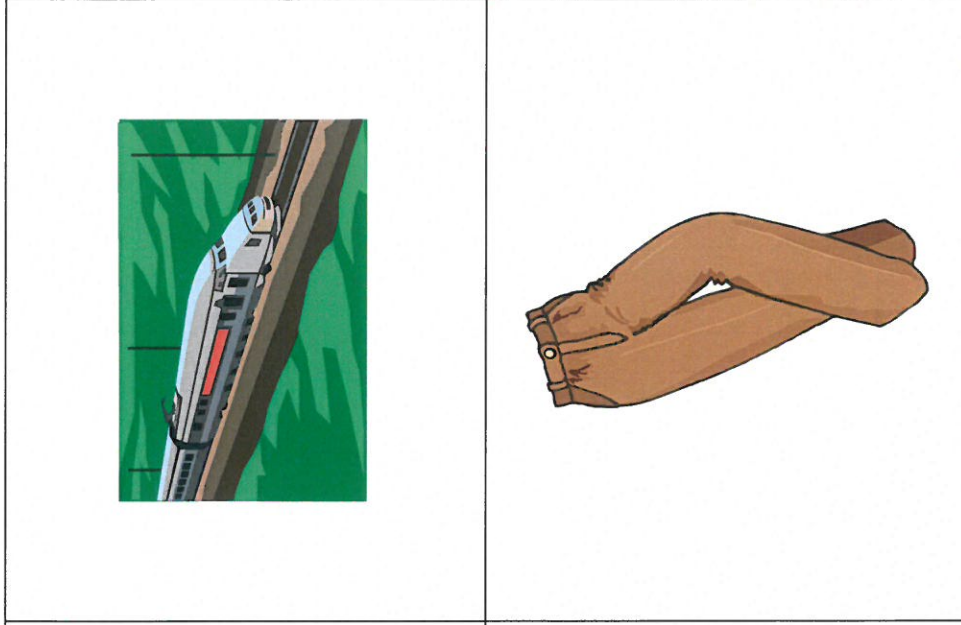


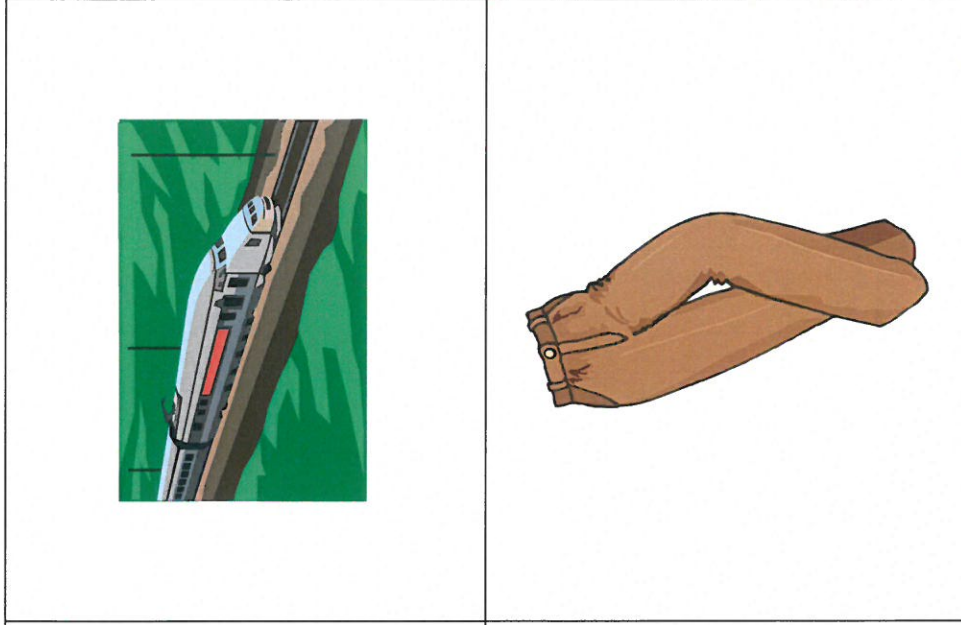






Improving Health  
and Wellbeing

Humber

NHS Foundation Trust



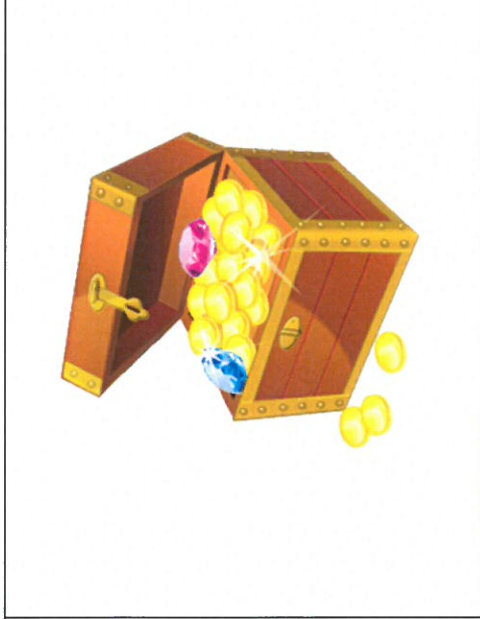
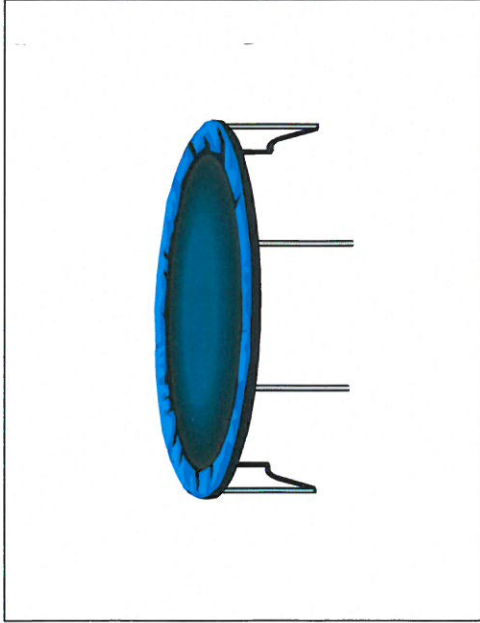




Improving Health  
and Wellbeing



Humber  
NHS Foundation Trust



© Speech and Language Therapy, Humber NHS Foundation Trust

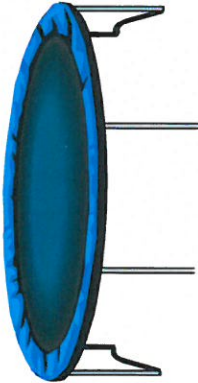





[www.humber.nhs.uk](http://www.humber.nhs.uk)



Improving Health  
and Wellbeing



Humber  
NHS Foundation Trust

|  |   |  |
|--|---|--|
|   |   |   |
|  |  |  |



# Snakes Ladders

## Things you'll need:

- Snakes and Ladders board
- A Dice
- One marker per player (e.g. a counter, a plastic coin)
- 2 or more people

## How to play Snakes and Ladders!

- Place the counters on the board on the **START** square.
- Each player takes it in turns to roll the dice.
- Move your counter the number of squares the dice shows,
- When you get to a square, say the word using good speech
- Continue until a player reaches the **FINISH** square.

**Ladder:** If you land at the bottom of a ladder, move up to the square at the top of the ladder. Continue from there.

**Snake:** If you land on the snake's head, move down the board to the snake's tail and continue from there.





|                           |            |  |  |  |  |                             |
|---------------------------|------------|--|--|--|--|-----------------------------|
|                           |            |  |  |  |  | <b>FINISH</b><br>WELL DONE! |
|                           |            |  |  |  |  |                             |
|                           |            |  |  |  |  |                             |
| <b>Snakes and Ladders</b> |            |  |  |  |  |                             |
|                           |            |  |  |  |  |                             |
|                           |            |  |  |  |  |                             |
|                           |            |  |  |  |  |                             |
|                           |            |  |  |  |  |                             |
| <b>START</b>              | r clusters |  |  |  |  |                             |

Updated by Rona Gaffney  
06.08.14

fruit, crawl, truck, frown, drum, green, prince, brush, broom, price, cry, drink, tree, cross, grapes, dress, crayon, trick, frog, drawer, bread, present, fry, bride, pram, track, cricket, trumpet, grass, crown, growl, brown, pray, princess, train,

