

## Pack for size



**This pack should only be used under the guidance of a Speech and Language Therapist**

Created by Rona Gaffney 2015

© Speech and Language Therapy, Humber NHS Foundation Trust










Name: School:				D.O.B:	
Overall aim(s)	Where am I now?	What will I achieve?	Outcome	Actual Outcome	
To help the child improve their receptive and expressive language skills to their full potential	The child is not correctly understating/using the concept of size.	The child will be able to understand 'big/small' 80% of the time during structured therapy activities.  The child will be able to use 'big/small' 80% of the time during structured therapy activities			
Therapy package: Targets will be reviewed as agreed with the speech and language therapist	Timescale: As agreed with the speech and language therapist	Factors contributing to outcome: Commitment from adults working with the child and regularity of practice.			














Please work through the following activities. If you have any questions or feel that the targets have been achieved, please contact the speech and language therapist.












### Size activity ideas

Type of Instruction	Activity	Equipment needed	Example instructions
Size (1 information carrying word)	Can you hide the objects? (It is important that only <b>one</b> type of big and small object is shown to the child at a time)	Big and small toys  Box 	"hide the <u>big</u> car" "hide the <u>small</u> brick" "hide the <u>big</u> ball"
Size / object (2 information carrying words)	The pots and cutlery are dirty and we need help to wash them.	Wash cloth  Big and small toy cutlery and crockery 	"wash the <u>big</u> spoon" "wash the <u>small</u> plate" "wash the <u>small</u> cup"
Size / Object / Person (3 information carrying words)	Doll and teddy are playing with the toys but need to share them.	Doll  Teddy  Big and small toys 	"give the <u>big</u> car to <u>doll</u> " "give the <u>small</u> brick to <u>teddy</u> " "put the <u>big</u> ball in the <u>doll</u> "

Created by Helen Sainty  
Updated by Rona Gaffney 2015

<p>Person / Size / Object (3 information carrying words)</p>	<p>Doll and teddy are playing hide and seek</p>	<p>Doll </p> <p>Teddy </p> <p>Big and small bag </p> <p>Big and small box </p>	<p>“put the <u>doll</u> in the <u>big bag</u>”  “put the <u>cup</u> in the <u>small box</u>”  “put the <u>ball</u> in the <u>big box</u>”</p>
<p>Size / Object / Preposition / Place (4 information carrying words)</p>	<p>Doll and teddy are playing hide and seek. Can you help them find a good hiding place?</p>	<p>Big and little doll </p> <p>Big and little teddy </p> <p>Bag </p> <p>Box </p>	<p>“put <u>big doll</u> <u>on</u> the <u>bag</u>”  “put <u>little teddy</u> <u>in</u> the <u>box</u>”  “put <u>big teddy</u> <u>under</u> the <u>bag</u>”</p>
<p>Size / Object / Size / Place (4 information carrying words)</p>	<p>You are going to play hide and seek with the objects.</p>	<p>Big and small toys </p> <p></p> <p></p> <p>Big and small bag </p> <p>Big and small box </p>	<p>“put the <u>big car</u> in the <u>small bag</u>”  “put the <u>small brick</u> in the <u>big box</u>”  “put the <u>big ball</u> in the <u>big bag</u>”</p>

Created by Helen Sainty  
Updated by Rona Gaffney 2015

<p>Size / Object / Colour / Place (4 information carrying words)</p>	<p>The dolls and teddies are playing. Can you help them share their toys?</p>	<p>Big and little doll </p> <p>Big and little teddy </p> <p>Blue and red car </p> <p>Blue and red ball </p>	<p>“give the <u>big</u> <u>doll</u> the <u>blue</u> <u>car</u>”  “give the <u>little</u> <u>teddy</u> the <u>red</u> <u>car</u>”  “give the <u>little</u> <u>doll</u> the <u>red</u> <u>ball</u>”</p>
<p>Size / Person / Number / Object (4 information carrying words)</p>	<p>Doll and teddy are hungry and they need something to eat.</p>	<p>Big and little doll </p> <p>Big and little teddy </p> <p>3 apples </p> <p>3 buns </p> <p>3 bananas </p>	<p>“give the <u>little</u> <u>teddy</u> <u>2</u> <u>apples</u>”  “give the <u>big</u> <u>doll</u> <u>1</u> <u>bun</u>”  “give the <u>big</u> <u>teddy</u> <u>3</u> <u>bananas</u>”</p>








Created by Helen Sainty  
Updated by Rona Gaffney 2015








Improving Working Lives  
Practice Plus

Become a member of our Trust.  
Have a say, make a difference.  
[www.humber.nhs.uk/members](http://www.humber.nhs.uk/members)


Circle the big apples



Circle the small books



## Circle the big bags







Improving Health  
and Wellbeing



Humber  
NHS Foundation Trust








Circle the small flowers



# Circle the big umbrellas





## Circle the small t-shirts

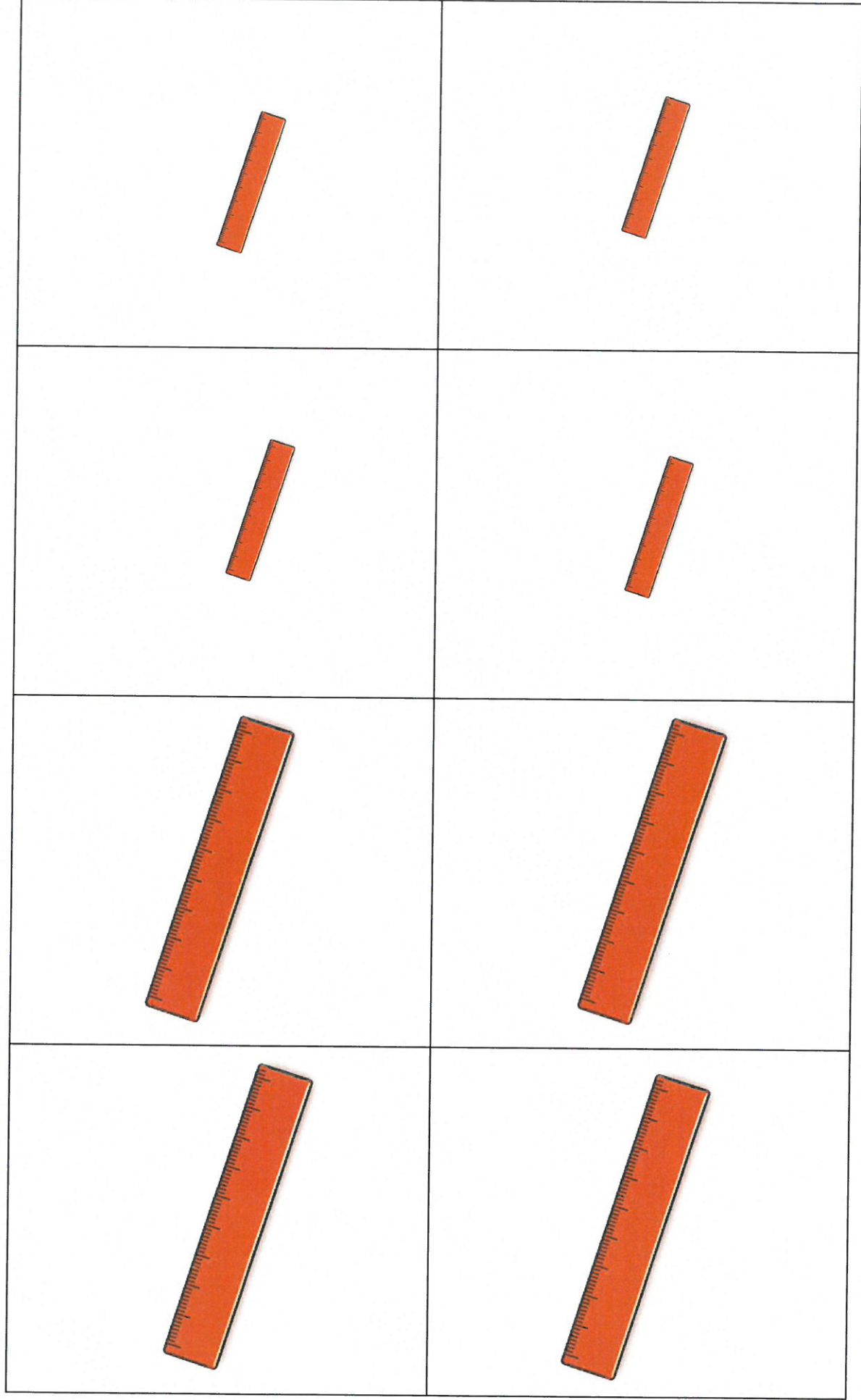



## Pencil Case Game











Created by Rona Gaffney 2015






## Tidy the Shopping Game

### Storyline

Mum has been shopping and now she has to put all the food away. Can you help her put the things in the correct place. Make sure you listen to whether things are **big** or **small**.



### Directions

Place the big and small shelves and fridge along with the food pictures in front of the child. Give them the instructions and when they can complete the activity 80% correctly, reverse roles and let the child give you the instructions

### Examples of Instructions

Put the big banana in the little fridge.

Put the small strawberry on the big shelves.

The small cake goes on the big shelves.



