


Pack for food categories:
Fruit
Vegetables



**This pack should only be used under the guidance of a Speech and Language
Therapist**

Created and updated by Olla Splitt 2015





Name:

DOB:

School:

Overall aim(s)	Where am I now?	What will I achieve?	Achieved	Date
To help the child improve their language skills to their full potential	The child is not using wide range of food vocabulary and /or has word finding difficulties	The child will be able: To understand at least 10 NOUNS from food category To use at least 10 NOUNS from food category To understand at least 10 NOUNS from the following sub-categories: fruit ~ vegetables To use at least 10 NOUNS from the following subcategories: fruit ~ vegetables during structured therapy activities 80% of the time.		
Therapy package: Targets will be reviewed as agreed with the speech and language therapist	Timescale: As agreed with the speech and language therapist	Factors contributing to outcome: Commitment from adults working with the child and regularity of practice.		


Please work through the following activities. If you have any questions or feel that the targets have been achieved, please contact the speech and language therapist

VOCABULARY GAMES - FRUIT and VEG

















The ideas provided are designed to help children who have poor organisation and storage of vocabulary.

First print and cut out the cards.

- ⇒ **SILENT SORTING** –Spread pictures on the table face up. Sort them into 2 piles in subcategories without naming. Discuss the choices after all pictures are sorted.
- ⇒ **SPEED SORTING** is a variation on the above. Sort through the pile of pictures as fast as you can, placing them on the correct pile. Time yourself and see if you can beat your own time.
- ⇒ **NAMING** - Can you name all the cards after they've been sorted?
To help development of the vocabulary you can play games like
 - lotto
 - pairs (look for 2 of the same)
 - category pairs (look for 2 of the same category)
 - Word webs (especially useful when you come across a new word that the child haven't learned yet)
 - Ideas for games available: "Shopping Game-fruit and veg booster pack", "Tummy Ache", "Crazy chefs" by Orchard Toys
- ⇒ **SPEED NAMING** –how many pictures can you name in a shortest time? Time yourself and see if you can beat your own time. Which words are difficult to remember? They need more practise or word web approach.
- ⇒ **GENERATING OF VOCABULARY** is done without any visual help. You need to name as many as possible from a given category, e.g. name 10 vegetables. The aim is for 10 items in 1min.






Sub-category pictures for sorting to cut out

FRUIT



VEGETABLES






FRUIT CHECK LIST									
1	BANANA								
2	APPLE								
3	ORANGE								
4	PEAR								
5	STRAWBERRIES								
6	GRAPES								
7	CHERRIES								
8	PEACH								
9	KIWI								
10	RASPBERRIES								
11	WATERMELON								
12	PINEAPPLE								
13	LEMON								
14	BLUEBERRY								
15	MANGO								
16	BLACKBERRY								

VEGETABLES CHECK LIST									
1	CARROTS								
2	POTATOES								
3	MUSHROOMS								
4	SWEETCORN								
5	CAULIFLOWER								
6	BROCCOLI								
7	ONION								
8	LETTUCE								
9	CABBAGE								
10	GREEN BEANS								
11	PUMPKIN								
12	TOMATO								
13	CUCUMBER								
14	PEPPER								
15	AUBERGINE								
16	RADISH								



WORD WEB –FRUIT and VEG

Choose a card and put it in the middle. Try to answer the questions about it and write or draw your answers in the speech bubbles.



What is it called?

What category does it belong to?

Where does it grow?

What does it look like?

What does it taste like?

What can you do with it?

Do you need to peel it?

