





Pack for behind/in front/next to



This pack should only be used under the guidance of a Speech and Language Therapist

Original concepts by Speech and Language Therapists in Hull and East Riding
Updated by Rona Gaffney 2015





Name: School:				D.O.B:	
Overall aim(s)	Where am I now?	What will I achieve?	Outcome	Actual Outcome	
To help the child improve their expressive and receptive language skills to their full potential	The child is not using the position words behind/in front/next to correctly or using them at all	The child will be able to understand and use 'behind' 80% of the time during structured therapy activities The child will be able to understand and use 'in front' 80% of the time during structured therapy activities The child will be able to understand and use 'next to' 80% of the time during structured therapy activities			
Therapy package: Targets will be reviewed as agreed with the speech and language therapist	Timescale: As agreed with the speech and language therapist	Factors contributing to outcome: Commitment from adults working with the child and regularity of practice.			

Please work through the following activities. If you have any questions or feel that the targets have been achieved, please contact the speech and language therapist



Lotto Game

- ◆ Each player has a lotto board.
- ◆ Spread the cards out on the table with the pictures face down so you can't see them.
- ◆ Take it in turns to choose a card.
- ◆ Say what the picture is, remembering to use your special sound.
- ◆ Match the picture to the correct lotto board.
- ◆ The winner is the player who gets all the pictures on their board first.

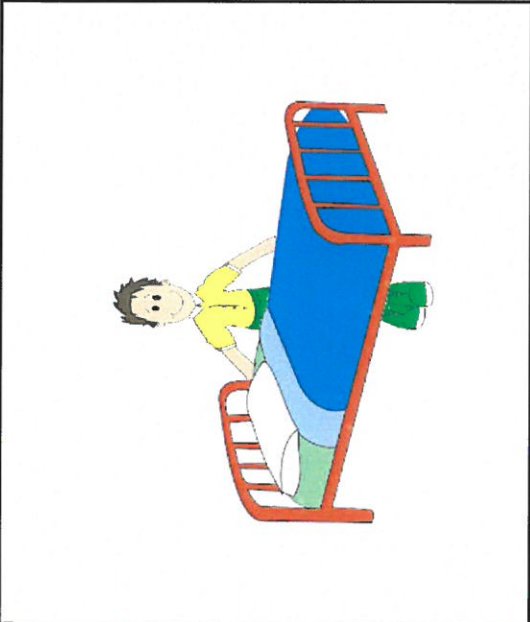

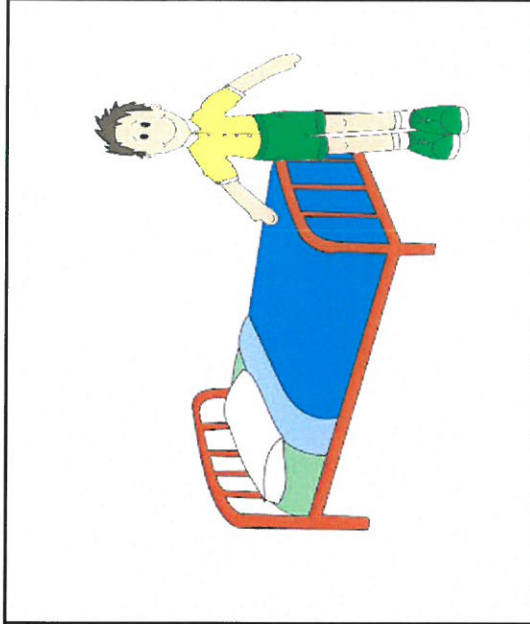

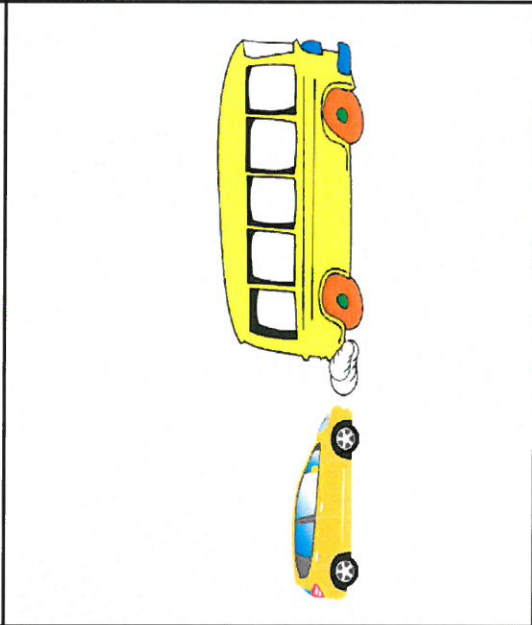
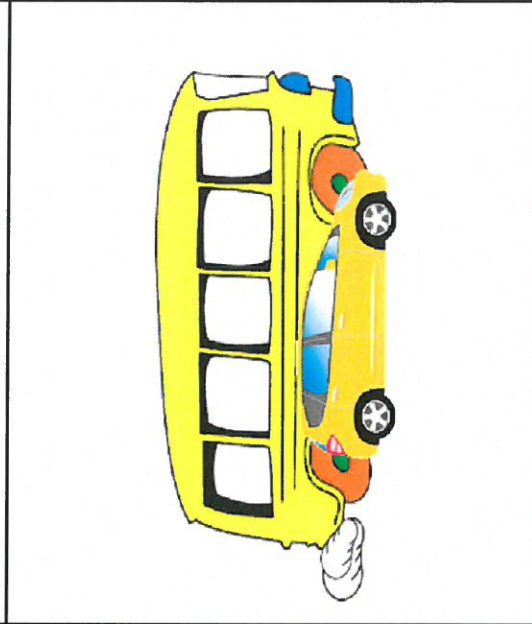




Improving Health
and Wellbeing



Humber
NHS Foundation Trust

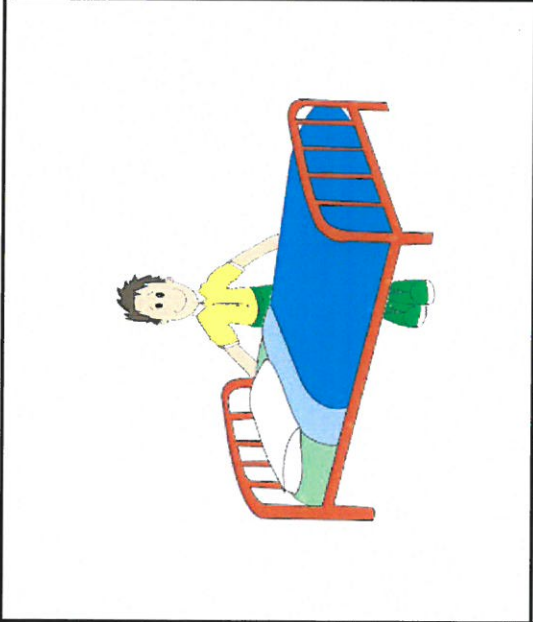
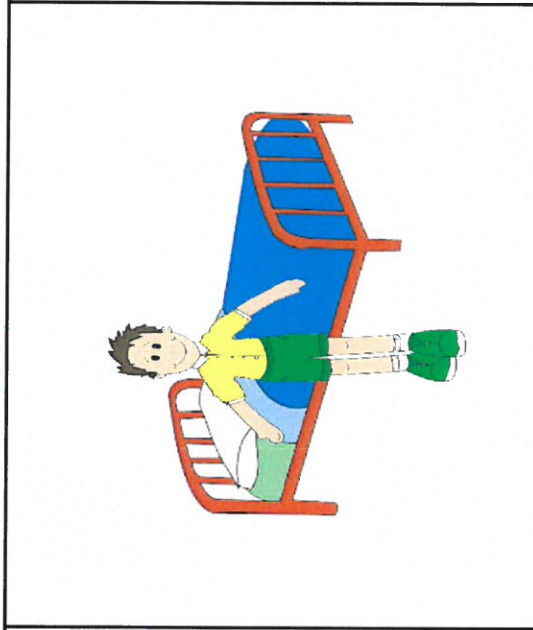
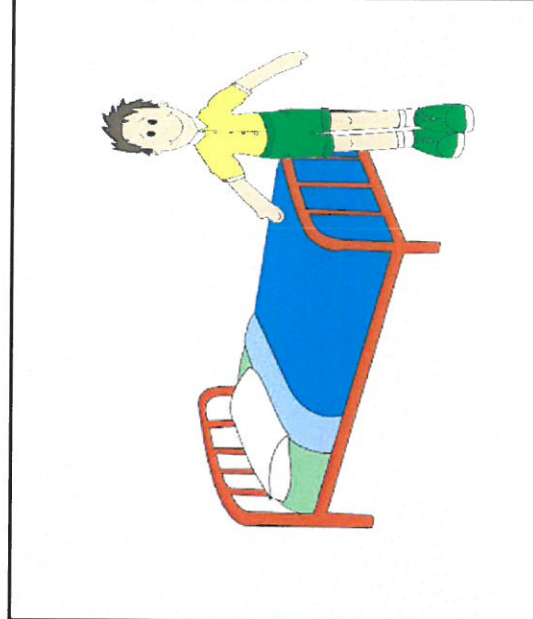

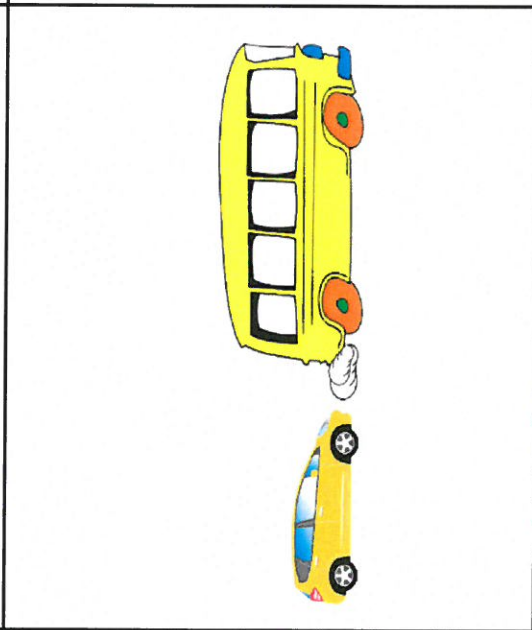
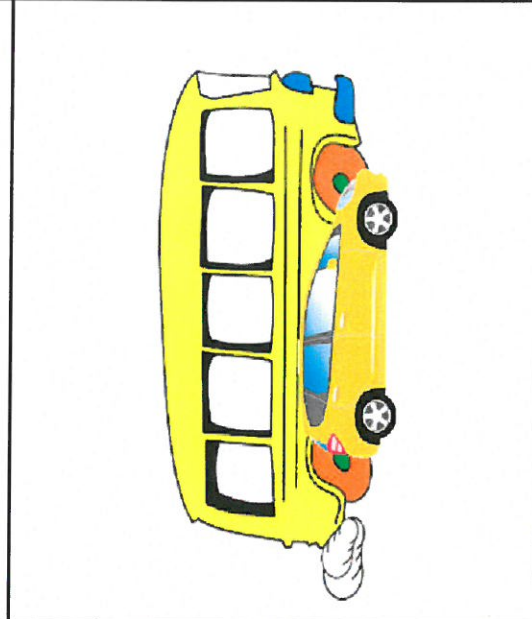
		
		

Behind in front next to

Updated by: Rona Gaffney 2015





Behind in front next to

Updated by: Rona Gaffney 2015











Improving Health
and Wellbeing








Humber
NHS Foundation Trust



Behind in front next to

Updated by: Rona Gaffney 2015




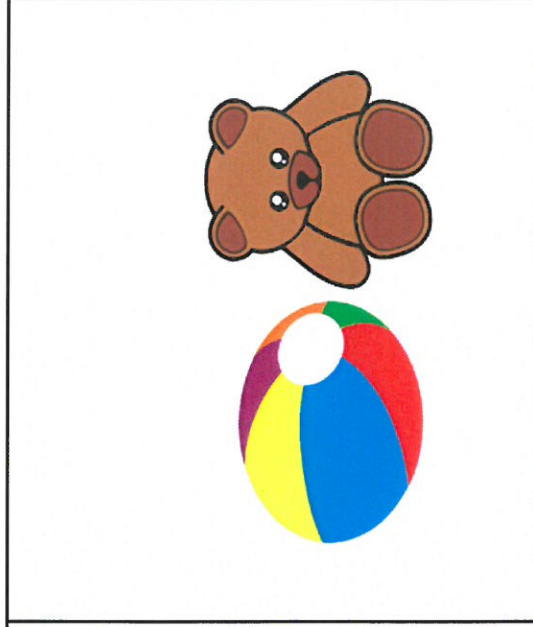





Behind in front next to

Updated by: Rona Gaffney 2015











Behind in front next to

Updated by: Rona Gaffney 2015





Behind in front next to









Updated by: Rona Gaffney 2015











Shuffle them and place them face down on the table. Take turns to pick up two pictures and see if they are the same. If they are, keep the pictures. If they are not, place them back on the table. Continue until all the cards have been matched. The winner is the player with the most cards.

Cut out all the pictures.

Pairs Game





Pairs Game

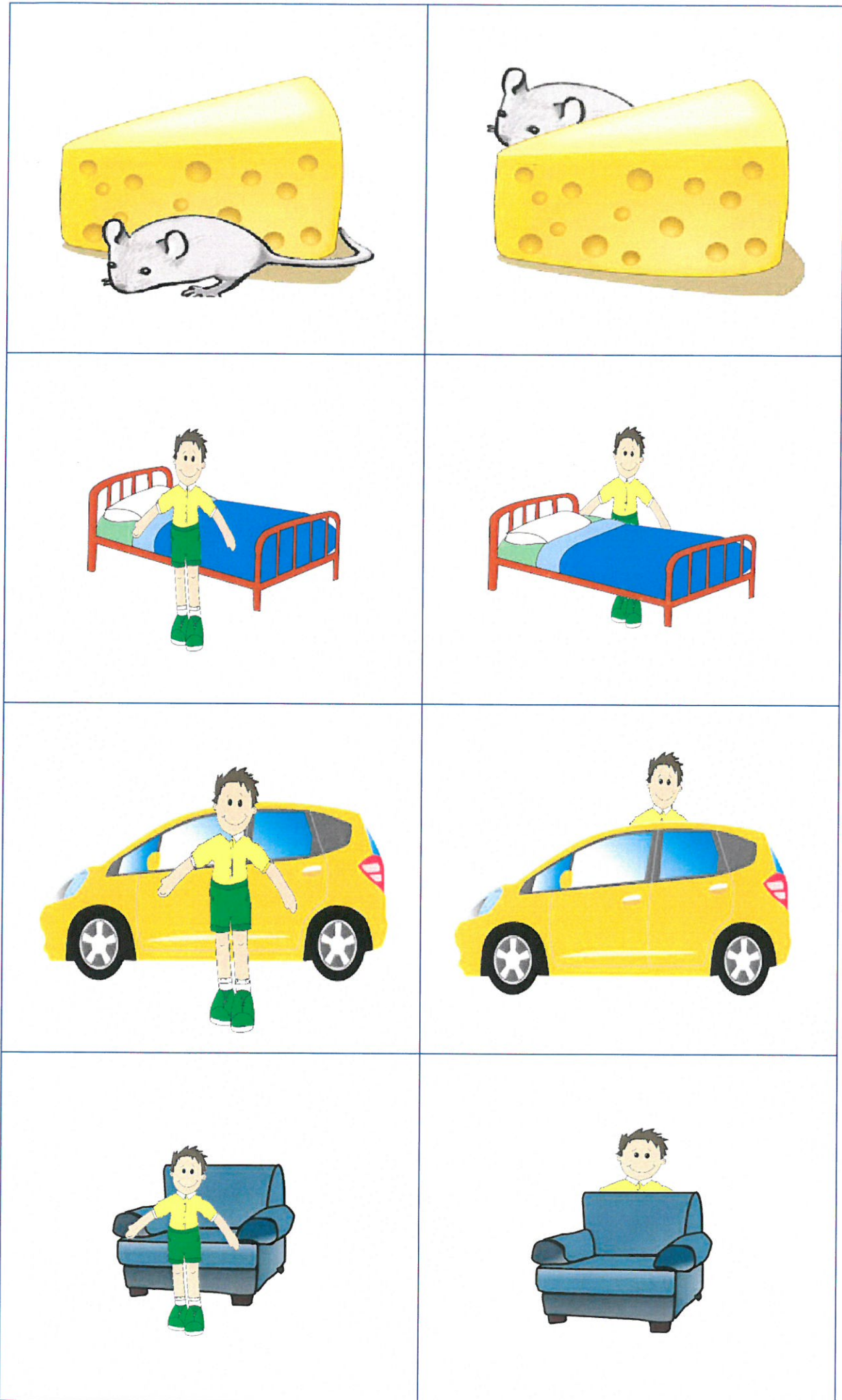
Cut out all the pictures.


Shuffle them and place them face down on the table. Take turns to pick up two pictures and see if they are the same. If they are, keep the pictures. If they are not, place them back on the table. Continue until all the cards have been matched. The winner is the player with the most cards.









To make the game more difficult—try to find opposites (i.e. mouse behind the cheese/mouse in front of the cheese).

Created by Rona Gaffney 2015



















Fish Jigsaw

YOU WILL NEED A DICE TO PLAY THIS GAME

Cut out the fish pieces with numbers on.

Each player is given a fish board with various pictures using in front or behind.

Take it in turns to shake the dice and find the correct fish piece with that number on.

Place the fish piece in the correct place on your fish board and say the picture you are covering over. Remember to use the correct position word.

The winner is the player who covers all their pictures over first.





Improving Health
and Wellbeing

